

MINUTES OF BOARD OF DIRECTORS MEETING
MARCH 18, 2025

THE STATE OF TEXAS

COUNTY OF HARRIS

HARRIS COUNTY MUNICIPAL UTILITY DISTRICT NO. 109

§
§
§

The Board of Directors (the “*Board*”) of Harris County Municipal Utility District No. 109 (the “*District*”) met in regular session, open to the public, at the Atascocita Waste Water Treatment Plant, 5003 Atascocita Road, Humble, Texas 77346, on March 18, 2025, at 5:30 p.m.; whereupon the roll was called of the Board, to-wit:

Owen H. Parker, President
Chris Green, Vice President
Cheryl Moore, Secretary
Robin Sulpizio, Assistant Secretary
Dennis Bone, Assistant Secretary

All members of the Board were present. Also attending all or parts of the meeting were Corporal B. Gutierrez of Harris County Precinct 4 Constable’s Office; Mr. Chris Davey of Ad Valorem Appraisals, tax assessor and collector for the District; Mr. Cory Burton of Municipal Accounts & Consulting, LP (“MAC”), bookkeeper for the District; Mr. Chris Meinhardt of BGE, Inc. (“BGE”), engineers for the District; Mr. Wesley Wright of Wright Solutions, LLC (“Wright Solutions”); Mr. Clint Gehrke of Water Waste Water Management Services, Inc. (“WWWMS”), operators for the District; and Mr. Dimitri Millas, Ms. Leslie Bacon and Ms. Jane Maher of Norton Rose Fulbright US LLP (“NRF”), attorneys for the District.

Call to Order. President Parker called the meeting to order in accordance with notice posted pursuant to law, copies of certificates of posting of which are attached hereto as *Exhibit A*, and the following business was transacted:

1. **Public Comments.** There were no public comments.
2. **Minutes.** The Board considered the proposed minutes of meeting held on February 18, 2025, previously distributed to the Board. Upon motion by Director Green, seconded by Director Moore, after full discussion and the question being put to the Board, the Board voted unanimously to approve the minutes of the meetings held on February 18, 2025, as presented.
3. **Review Operations Report, authorize repairs, and approve termination of delinquent accounts in accordance with the District’s Rate Order.** President Parker recognized Mr. Gehrke, who presented the Operations Report dated March 18, 2025 and a list of delinquent accounts, copies of which are attached hereto as *Exhibit B*. Mr. Gehrke reported that 93.82% of the water pumped was billed for the period February 1, 2025 through February 28, 2025.

Mr. Gehrke reported on the Woodland Hills Arboretum Apartments. He stated that the force main has been extended to 1960 E. and the meter vault has been installed. He noted that the owner is requesting two 2-inch irrigation meters.

Upon motion by Director Bone, seconded by Director Sulpizio, after full discussion and the question being put to the Board, the Board voted unanimously to approve the Operations Report,

approve the termination of delinquent accounts in accordance with the terms of the District's Rate Order.

4. **Tax Collector's Report and authorize payment of certain bills.** President Parker recognized Mr. Davey, who presented to and reviewed with the Board the Tax Assessor and Collector's Report for the month of February 2025, a copy of which is attached hereto as *Exhibit C*.

Upon motion by Director Sulpizio, seconded by Director Bone, after full discussion and the question being put to the Board, the Board voted unanimously to approve the Tax Assessor and Collector's Report and to authorize payment of checks therein, from the Tax Account to the persons, in the amounts, and for the purposes listed therein.

5. **Security Report.** President Parker recognized Corporal Guitierrez, who reviewed the Security Report for the month of February 2025, a copy of which is attached hereto as *Exhibit D*. Upon motion by Director Green, seconded by Director Sulpizio, after full discussion and the question being put to the Board, the Board voted unanimously to approve the Security Report.

6. **Discuss engagement delinquent tax attorney.** Ms. Bacon stated that the District has an evergreen contract with Perdue, Brandon, Fielder, Collins & Mott, LLP ("Perdue") for delinquent collections. She stated that each party can terminate upon 30 days' written notice, otherwise the contract automatically rolls over for another year. No action was taken.

7. **Review Bookkeeper's Report, and authorize payment of certain bills, and approve quarterly investment report.** President Parker recognized Mr. Burton, who presented to and reviewed with the Board the Bookkeeper's Report, a copy of which is attached hereto as *Exhibit E*.

Upon motion by Director Moore, seconded by Director Bone, after full discussion and the question being put to the Board, the Board voted unanimously to approve the Bookkeeper's Report and to authorize payment of the checks in the amounts, to the persons, and for the purposes listed therein.

8. **Engineer's Report.** President Parker recognized Mr. Meinhardt who presented to and reviewed with the Board the Engineer's Report, a copy of which is attached hereto as *Exhibit F*.

Mr. Meinhardt reported the BGE conducted the tank evaluations for Ground Storage Tank No. 1 and the Elevated Storage Tanks at Water Plant Nos. 1 and 2. He stated that everything looks good, with some minor items for the Elevated Storage Tanks.

Mr. Meinhardt reported on the Barents Drive Lift Station. He stated that the coordination for the trunkline tie is ongoing.

Mr. Meinhardt reported on the Capital Improvement Plan. He stated that BGE is currently working on the 2025 adopted budget CIP projects.

Mr. Meinhardt reported on Lift Station No. 3 Rehabilitation/Fence Replacement. He stated that BGE anticipates design plans 70% complete by the end of March.

Mr. Meinhardt reported on the Interconnect with HCMUD No. 46. He stated that there is

no update this month.

Mr. Meinhardt reported on Water Plant No. 1 Ground Storage Tank Replacement. He stated that the Notice to Proceed was issued for March 3, 2025.

Mr. Meinhardt reported on Water Plant No. 1 Water Well Rehabilitation. He stated that the contractor anticipates completion by the end of this week.

Mr. Meinhardt reported on the Woodland Hills Tract. He stated that there is no update this month.

Mr. Meinhardt reported on the Storm Water Quality Feature in Kings Lake Estates. He stated that the contractor reports that the SWQ feature parts to be fabricated this week. Mr. Wright stated that Wright Solutions is trying to coordinate the delivery for Thursday or Friday and have the installation begin next week.

Mr. Meinhardt reported on the Wastewater Treatment Plant. He stated that the structural construction plans for the belt press replacement project have been reviewed and sent back to BGE's structural team. He reported that a final walk through was held on March 14, 2025, for the sanitary sewer trunkline leak. He stated that BGE is currently working on a preliminary cost estimate/proposal to rehabilitate approximately 1,700 linear feet of the 60" sanitary sewer. Mr. Wright stated that the asphalt is being replaced tomorrow.

Upon motion by Director Green, seconded by Director Sulpizio, after full discussion and the question being put to the Board, the Board voted unanimously to accept the Engineer's Report.

9. **Discuss renewal of District insurance (expires 5-22-25).** President Parker recognized Ms. Bacon, who stated that NRF will request that the District's current provider, Arthur J. Gallagher, provide a proposal. She asked if the Board would like to receive other proposals. It was the consensus of the Board to request other proposals.

THERE BEING NO FURTHER BUSINESS TO COME BEFORE THE BOARD, the meeting was adjourned.

* * *

The above and foregoing minutes were passed and approved by the Board of Directors on April 15, 2025.



President, Board of Directors

ATTEST:



Secretary, Board of Directors

HARRIS COUNTY MUNICIPAL UTILITY DISTRICT NO. 109

NOTICE

In accordance with chapter 551, Texas Government Code and Section 49.063, Texas Water Code, both as amended, take notice that the Board of Directors of Harris County Municipal Utility District No. 109 will meet in regular session, open to the public, at **Atascocita Waste Water Treatment Plant, 5003 Atascocita Road, Humble, Texas 77346**, at **5:30 p.m. on Tuesday, March 18, 2025**. At such meeting, the Board will consider and act on the following matters:

1. Public comments (3 minutes maximum per person);
2. Approve minutes of the meeting held on February 18, 2025;
3. Report by Harris County Precinct Four Constable and take any necessary action;
4. Approve Operations Report, authorize repairs, approve termination of delinquent accounts in accordance with the District's Rate Order;
5. Review Tax Collector's Report and authorize payment of certain bills;
6. Discuss engagement of delinquent tax attorney;
7. Review Bookkeeper's Report, and authorize payment of certain bills, and approve quarterly investment report;
8. Review Engineer's Report, including approval of pay estimates, authorization of change orders to pending construction contracts, proposal for construction materials testing, annexation matters, capital improvement plan, variance request and authorize capacity commitments;
9. Discuss renewal of District insurance (expires 5-22-25); and such other matters as may properly come before the Board.




Norton Rose Fulbright US LLP
Attorneys for District

If, during the course of the meeting covered by this Notice, the Board should determine that a closed or executive session of the Board should be held or is required in relation to any agenda item included in this Notice, then such closed or executive meeting or session, as authorized by the Texas Open Meetings Act, will be held by the Board at the date, hour, and place given in this Notice concerning any and all subjects for any and all purposes permitted by Sections 551.071-551.084 of the Texas Government Code and the Texas Open Meetings Act, including, but not limited to, Section 551.071 - for the purpose of a private consultation with the Board's attorney on any or all subjects or matters authorized by law.

Persons with disabilities who plan to attend this meeting and would like to request auxiliary aids or services are requested to contact the District's paralegal at (713) 651-5589 at least three business days prior to the meeting so that appropriate arrangements can be made.

CERTIFICATE OF POSTING NOTICE
OF MEETING OF BOARD OF DIRECTORS

THE STATE OF TEXAS

§

COUNTY OF HARRIS


§

HARRIS COUNTY MUNICIPAL UTILITY DISTRICT NO. 109

§

I hereby certify that on MARCH 14, 2025, I posted the Notice of Meeting of the Board of Directors of Harris County Municipal Utility District No. 109, a true copy of which is attached hereto, at a place convenient to the public in Plexiglas enclosed bulletin boards located on the grounds of the District's Water Plant No. 1 at 5722 Forest Timbers Drive, Water Plant No. 2 at 20322 Burle Oak, Lift Station No. 1 at 19419 Timber Forest Drive, and Lift Station No. 2 at 4630 Springlea, within said political subdivision, as required by law.

EXECUTED this 14 day of March 2025.



Jane Maher

From: Russell Lambert < russ@texasnetwork.com >
Sent: Thursday, March 13, 2025 7:26 PM
To: Jane Maher
Cc: The Texas Network
Subject: RE: 109 & AJOB March Postings

Follow Up Flag: Follow up
Flag Status: Flagged

CERTIFICATE OF POSTING OF NOTICE OF PUBLIC MEETING

THE STATE OF TEXAS §
 §
COUNTY OF HARRIS §

I hereby certify that on the date listed in this email above, that I have posted the notice of public meeting on the website at the following location:

<https://www.waterdistrict109.com/meetings>

Russell Lambert
russ@texasnetwork.com

From: Jane Maher <jane.maher@nortonrosefulbright.com>
Sent: Thursday, March 13, 2025 10:46 AM
To: Russell Lambert <russ@texasnetwork.com>
Cc: The Texas Network <support@texasnetwork.com>
Subject: 109 & AJOB March Postings

Hi Russ,

Please post the attached agendas to 109's website and return the COPs at your earliest convenience.

Thanks,

Jane Maher | Senior Paralegal
Norton Rose Fulbright US LLP
1550 Lamar Street, Suite 2000, Houston, Texas 77010-4106, United States

Tel +1 713 651 5589 | Fax +1 713 651 5246
jane.maher@nortonrosefulbright.com

NORTON ROSE FULBRIGHT

Law around the world
nortonrosefulbright.com

This email message and any attachments are for the sole use of the intended recipient(s). Any unauthorized review, use, disclosure, copying or distribution is prohibited. If you are not the intended recipient, please contact the sender by reply email and destroy all copies of the original message and any attachments.

To reply to our email administrator directly, send an email to nrfus.postmaster@nortonrosefulbright.com.

Norton Rose Fulbright US LLP, Norton Rose Fulbright LLP, Norton Rose Fulbright Australia, Norton Rose Fulbright Canada LLP and Norton Rose Fulbright South Africa Inc are separate legal entities and all of them are members of Norton Rose Fulbright Verein, a Swiss verein. Norton Rose Fulbright Verein helps coordinate the activities of the members but does not itself provide legal services to clients. Details of each entity, with certain regulatory information, are available at nortonrosefulbright.com.

WWWMS, INC.
HARRIS COUNTY MUD # 109
OPERATIONS REPORT
Tuesday, March 18, 2025

BILLING AND COLLECTION RECAP:

DEPOSITED IN YOUR ACCOUNT LAST MONTH:

Period Ending:	Feb-25
Deposit:	\$ 5,600.00
Penalty:	\$ 3,939.04
Water:	\$ 49,258.69
Sewer:	\$ 59,850.19
Inspection:	\$ 801.00
Voluntary Fire & EMS:	\$ -
Misc:	\$ 6,208.38
NHCRWA:	\$ 63,692.76
Reconnect:	\$ -
NSF Fee:	\$ 35.00
Total Collections:	\$ 189,385.06

CURRENT BILLING:

Period Ending:	Mar-25
Deposit:	\$ 200.00
Penalty:	\$ 4,033.99
Water:	\$ 40,558.90
Sewer:	\$ 63,803.47
Inspection:	\$ 801.00
Voluntary Fire & EMS:	\$ -
Misc:	\$ 3,205.00
NHCRWA:	\$ 55,672.92
Total Billing:	\$ 168,275.28

CUSTOMER AGED RECEIVABLES:

30 Day	26%	\$ 44,478.21
60 Day	7%	\$ 11,961.25
90 Day	2%	\$ 3,160.98
120 Day	15%	\$ 25,216.48
Overpayments		\$ (8,475.75)
Total Receivables:		\$ 76,341.17

WATER PLANT OPERATIONS:

Period: 2/1/2025 thru 2/28/2025

MONTHLY TOTAL

Production:	17.868	MG
Amount Purchased:	0.000	MG
Total Amount:	17.868	MG
Consumption: (Billed)	15.464	MG
46 I/C	0.000	MG
Maint. / Leaks / Flushing	0.500	MG
Est. Amt. Sold to HC MUD 151	0.800	MG
Total:	16.764	MG
Daily Average Production:	0.638	MG
Percent Accounted For:	93.82%	

Main Line Break Dawn Mist 2-2025

CONNECTION COUNT:

Residential:	2990
Commercial:	106
Clubs/Schools:	1
Irrigation:	19
Vacant:	44
Builders:	22
Vacation:	0
No Bill:	6
	3188
New Finals and Transfers	-23
	3165

HGCSD PERIOD: 2/1/25 THRU 2/28/25

Period 6/1/24 thru 5/31/25

MONTHLY TOTAL

Gallons Authorized:	450.000	MG
Current Month Produced:	18.292	MG
Cum. Gallons Produced:	231.475	MG
Auth. Gallons Remaining:	218.525	MG
Avg. Gallons Per Month:	25.719	MG
Permit Months Remaining:	3	

NEW METER INSTALLATIONS:

Residential:	0
Commercial:	0
Total:	0

ACCOUNTS SENT TO COLLECTIONS:

Total of (0)

HARRIS COUNTY MUD #109

ACTIVITY REPORT

March 18, 2025

Item 1: Attached Reports are listed as follows:

- A.) Accounts turned over to collections (0).
- B.) Historical data on water production report.
- C.) NHCRWA Pumpage and Billing report for February 2025
- D.) Billing / Recap Summary Report

Item 2: Water Plant #1

- A.) Well pump update; New pump columns has been delivered and installed.
See attached pictures.
- B.) Crepe Myrtle trees have been trimmed, tree stump has been removed.

Item 3: Woodland Hills Arboretum Apartments Update:

Witness disinfection of water main lines within property. 3-13-2025.
Building underground plumbing and foundation has been completed.
Force main has been extended to 1960 E, meter vault has been installed.
Owner requesting for two 2-inch irrigation meters.

Item 4: Cut off Report / Status on Arrears Account

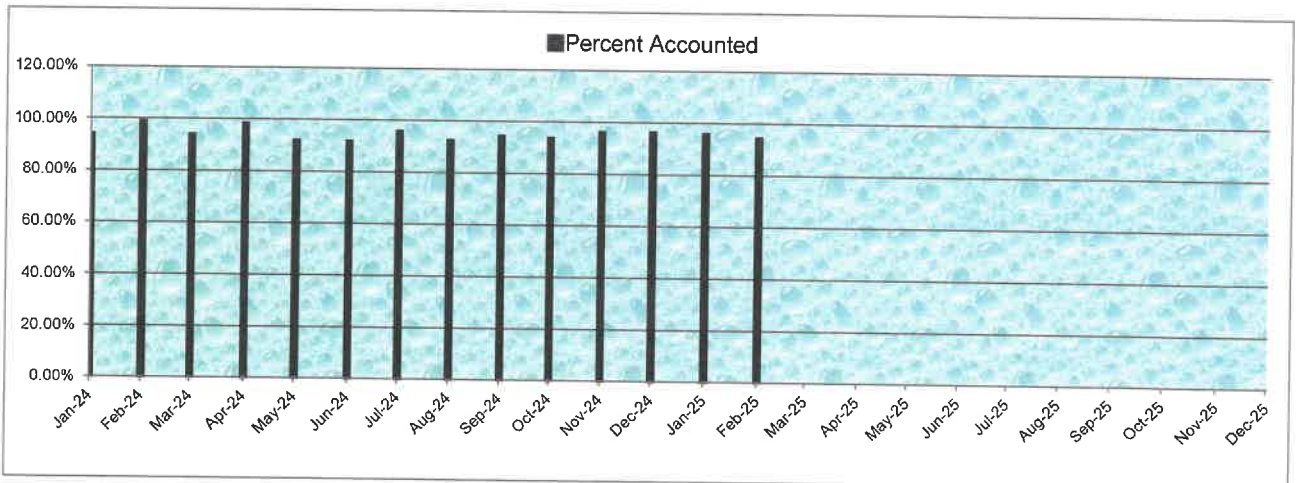
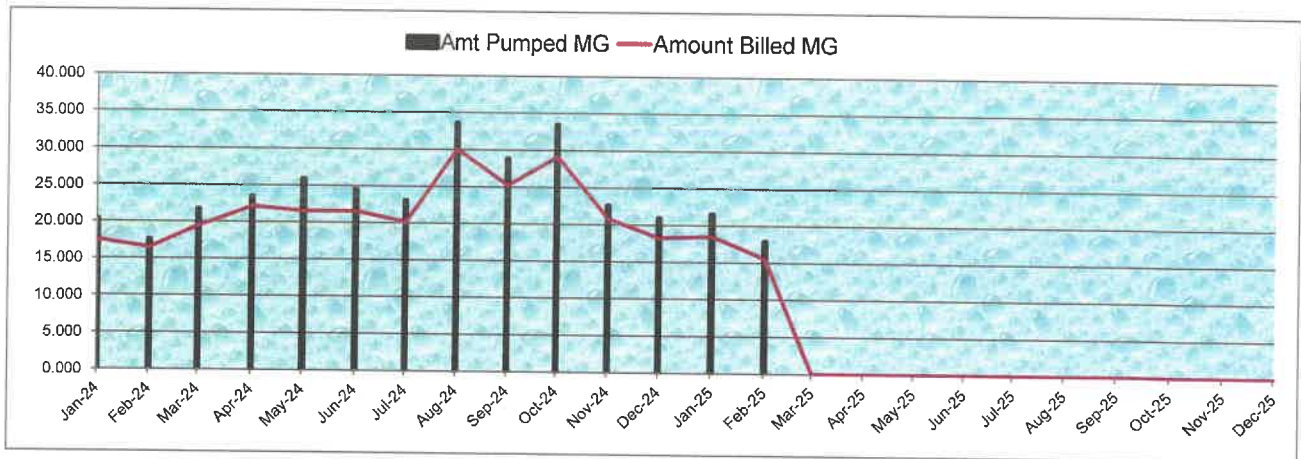
Due Date: 3/8/2025
Door hangers: 3/17/2025
Cut offs: 3/25/2025

HARRIS COUNTY MUD #109

WATER PRODUCTION REPORT

March 18, 2025

Month /Year	Amt Pumped MG	Amt Billed MG	Maint. MG	Amt. Sold I/C	Amt.Sold HC 151	Total Amount	Percent Accounted
Jan-24	20.298	17.441	0.700	0.000	0.800	18.941	93.31%
Feb-24	17.506	16.410	0.000	0.000	0.800	17.210	98.31%
Mar-24	21.643	19.400	0.000	0.000	0.800	20.200	93.33%
Apr-24	23.430	22.082	0.000	0.000	0.800	22.882	97.66%
May-24	25.827	21.458	1.300	0.000	0.800	23.558	91.21%
Jun-24	24.469	21.486	0.000	0.000	0.800	22.286	91.08%
Jul-24	22.961	20.049	1.000	0.000	0.800	21.849	95.16%
Aug-24	33.535	30.005	0.000	0.000	0.800	30.805	91.86%
Sep-24	28.788	25.142	1.000	0.000	0.800	26.942	93.59%
Oct-24	33.398	29.074	1.200	0.000	0.800	31.074	93.04%
Nov-24	22.563	20.739	4.165	0.000	0.800	21.539	95.46%
Dec-24	20.913	18.211	1.000	0.000	0.800	20.011	95.69%
Jan-25	21.476	18.468	1.200	0.000	0.800	20.468	95.31%
Feb-25	17.868	15.464	0.500	0.000	0.800	16.764	93.82%
Mar-25							
Apr-25							
May-25							
Jun-25							
Jul-25							
Aug-25							
Sep-25							
Oct-25							
Nov-25							
Dec-25							
Total	334.675	295.429	12.065	0.000	11.200	314.529	1318.83%
Average	23.905	21.102	0.862	0.000	0.800	22.466	94.20%



NORTH HARRIS COUNTY REGIONAL WATER AUTHORITY
Groundwater and/or Surface Water Reporting and Billing Form - 2025

Report filed online <http://oprs.nhcrwa.com>

Name of Well Owner or Recipient of Surface Water: Harris County MUD 109

Billing period for which the report is being filed

<i>Billing Period</i>	<i>Rate per 1,000 gallons</i>	<i>Due Date</i>
February 01-28, 2025	\$2.60 groundwater \$3.05 surface water	April 18, 2025

Gallons of Groundwater Pumped for Billing Period

	<i>Start Meter Reading</i>	<i>End Meter Reading</i>	<i>Total</i>
Well #2083	47,056 x1000	65,783 x1000	18,727,000
Well #4448	0	0	0
Adjustment			0

Water imported from outside NHCRWA

Imported water Meter reading:	Source:			
	x	x		0

Miscellaneous water (not billed)

Other entity	Water Type	Direction	Amount
	Groundwater	Out	

1	Enter total gallons of groundwater pumped and/or imported	18,727,000
2	Divide by 1000	18,727
3	Total groundwater fee due (multiply line 2 x \$2.60)	\$48,690.20
4	Enter total gallons of surface water received	0
5	Divide by 1000	0
6	Total surface water fee due (multiply line 5 x \$3.05)	\$0.00
7	Deduct 2003 Capital Contribution Credit amount, if applicable	(\$12,261.25)
8	Deduct 2005 Capital Contribution Credit amount, if applicable	(\$0.00)
9	Deduct 2008 Capital Contribution Credit amount, if applicable	(\$0.00)
10	Deduct Chloramination System Credit or other asset credit, if applicable	(\$0.00)
11	Other Credits:	(\$0.00)
12	Total due	\$36,428.95

If your payment is received late, the Authority will send you an invoice for the late fees set forth in the Rate Order.

I declare that the above information is true and correct to the best of my knowledge and belief.

Date: March 12, 2025

Signed:



Name: Paul Villarreal

Title: Operator

Make check payable to:




North Harris County Regional Water Authority; Dept. 35, P.O. Box 4346 Houston, Texas 77210-4346

Please mail this form with the payment or fax to 281-440-4104, phone: 281-440-3924

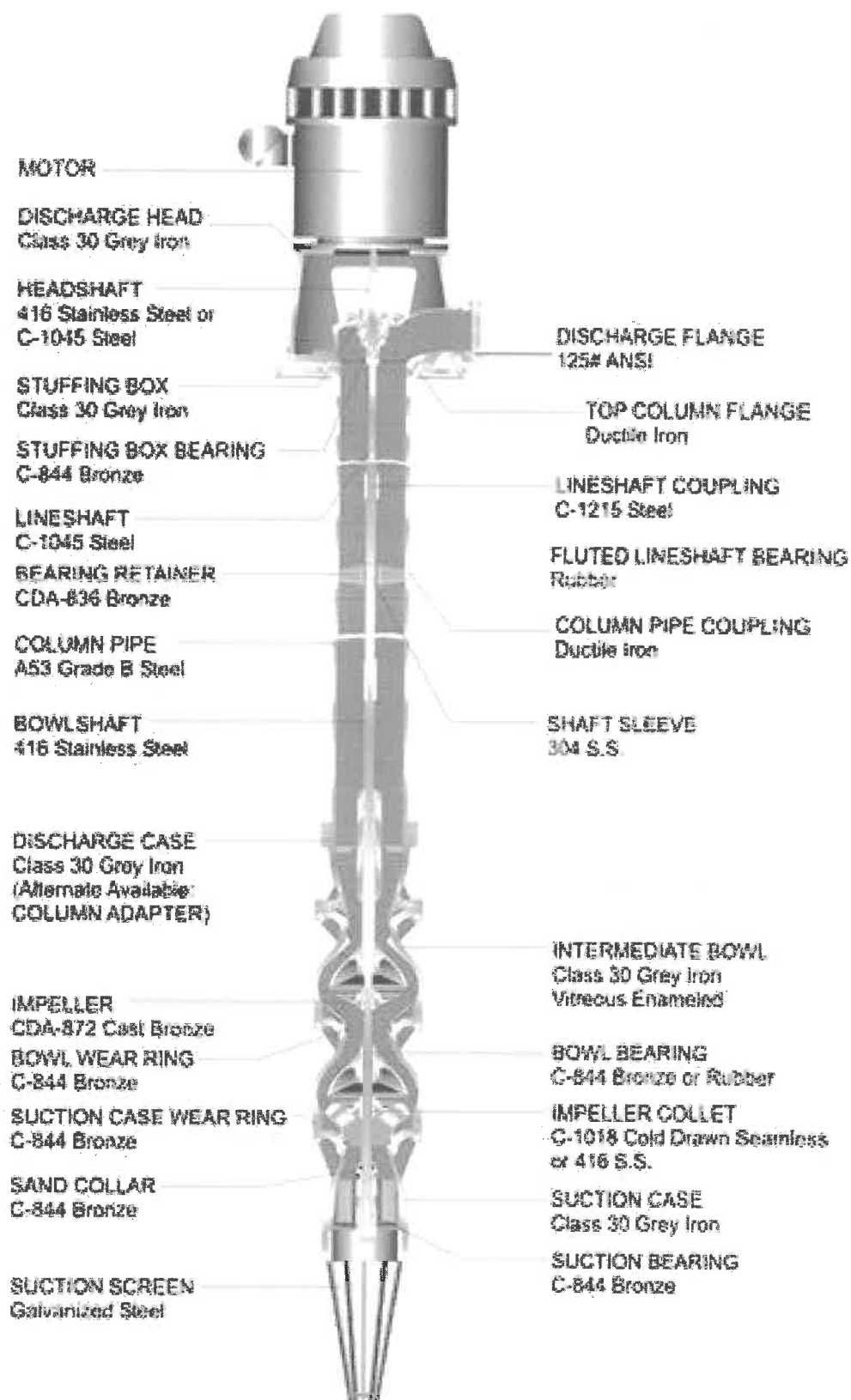
[Click here](#) to return to the Home Page.

HARRIS COUNTY MUD #109

Water plant 1 – Well pump / New Pump Column Assembly



EXAMPLE OF VERTICAL DEEP WELL PUMP



Harris County Municipal Utility District Number 109

Tax Collector's Report

Table of Contents

February 28, 2025

Cash Receipts and Disbursements	Page 1
Taxes Receivable Summary	Pages 2-3
Tax Collections Detail	Page 4
Taxes Receivable Detail	Pages 5-6

Disbursements for March 18, 2025:

#2473: Ad Valorem Appraisals Inc; TAC Fee-3/2025	\$2,851.69
#2474: Perdue Brandon Fielder Collins & Mott; Tax Atty Fee-2/2025	861.31
#2475: Arthur J Gallagher Risk Management; TAC Bond	<u>250.00</u>
Total Disbursements for March 18, 2025	<u>\$3,963.00</u>

Harris County Municipal Utility District Number 109

Tax Collector's Report

Current Period Covered: February 1, 2025 to February 28, 2025

Fiscal Year Beginning: June 1, 2024

<u>Cash Receipts and Disbursements</u>	<u>Current Period</u>	<u>Year to Date</u>
Cash Balance at Beginning of Period	\$577,099.84	\$200,473.61
Collections:		
2024 Tax Collections	367,645.88	3,845,772.92
2023 Tax Collections	2,474.83	102,462.54
2022 Tax Collections	1,053.50	9,247.78
2021 Tax Collections	0.00	1,784.59
2020 Tax Collections	0.00	2,066.30
2019 Tax Collections	0.00	605.80
2018 Tax Collections	0.00	710.61
2017 Tax Collections	0.00	846.01
2016 Tax Collections	0.00	682.71
2015 Tax Collections	0.00	639.79
Penalty and Interest	4,150.93	29,712.26
Tax Attorney Fees	861.31	21,927.06
Overpayments	0.00	5,894.89
Returned Checks	0.00	-118.92
Interest Earned	<u>1,170.33</u>	<u>3,999.55</u>
Total Collections	377,356.78	4,026,233.89
Disbursements:		
Tax Assessor-Collector Fee	2,851.69	25,705.96
Data Processing Charges	0.00	4,023.85
Tax Attorney Fee	2,238.63	22,575.32
Appraisal District Quarterly Fee	7,805.00	31,470.00
Transfer to Debt Service Fund	0.00	1,498,620.69
Transfer to Maintenance Fund	0.00	1,681,379.31
Bank Charges	0.00	708.73
Publication Cost	0.00	2.00
Refund Overpayments	<u>0.00</u>	<u>20,660.34</u>
Total Disbursements	<u>12,895.32</u>	<u>3,285,146.20</u>
Cash Balance at End of Period	<u>\$941,561.30</u>	<u>\$941,561.30</u>

Harris County Municipal Utility District Number 109

Tax Collector's Report Taxes Receivable Summary as of February 28, 2025

Taxes Receivable by Year

<u>Year</u>	<u>Adjusted Tax Levy</u>	<u>Collections To Date</u>	<u>Taxes Receivable</u>	<u>Percent Collected</u>
2024	\$4,150,167.10	\$3,845,772.92	\$304,394.18	92.67%
2023	3,957,507.70	3,912,181.95	45,325.75	98.85%
2022	3,774,182.93	3,751,929.49	22,253.44	99.41%
2021	3,383,110.25	3,370,999.68	12,110.57	99.64%
2020	3,164,583.82	3,154,502.56	10,081.26	99.68%
2019	3,081,590.26	3,071,061.99	10,528.27	99.66%
2018	2,906,869.36	2,899,965.66	6,903.70	99.76%
2017	2,895,613.63	2,888,748.22	6,865.41	99.76%
2016	2,808,690.61	2,803,653.96	5,036.65	99.82%
2015	2,573,712.76	2,570,961.03	2,751.73	99.89%
2014	2,301,769.82	2,297,895.06	3,874.76	99.83%
2013	2,097,527.32	2,094,489.96	3,037.36	99.86%
2012	2,071,519.13	2,068,914.02	2,605.11	99.87%
2011	2,121,714.06	2,119,595.06	2,119.00	99.90%
2010	2,138,895.52	2,136,752.39	2,143.13	99.90%
2009	2,160,628.25	2,158,243.88	2,384.37	99.89%
2008	2,142,045.24	2,140,369.95	1,675.29	99.92%
2007	2,084,977.70	2,082,933.82	2,043.88	99.90%
2006	2,108,720.67	2,106,771.68	1,948.99	99.91%
2005	2,197,283.24	2,195,556.05	1,727.19	99.92%
2004	2,010,295.69	2,007,622.69	2,673.00	99.87%
2003	1,863,011.08	1,860,553.66	2,457.42	99.87%
2002	1,743,166.99	1,742,780.89	386.10	99.98%
2001	1,705,006.18	1,704,772.45	233.73	99.99%
2000	1,630,288.09	1,630,151.22	136.87	99.99%
1999	1,482,019.84	1,481,978.10	41.74	100.00%
1998	1,346,040.98	1,345,882.41	158.57	99.99%
1997	1,218,889.39	1,218,854.71	34.68	100.00%
1996	1,156,053.10	1,156,021.00	32.10	100.00%
1995	1,130,565.24	1,130,545.88	19.36	100.00%
Prior Years	<u>10,813,764.63</u>	<u>10,813,764.63</u>	<u>0.00</u>	100.00%
Totals	<u>\$80,220,210.58</u>	<u>\$79,764,226.97</u>	<u>\$455,983.61</u>	<u>99.43%</u>

Harris County Municipal Utility District Number 109

Tax Collector's Report Taxes Receivable Summary as of February 28, 2025

Tax Roll Information

<u>Year</u>	<u>Taxable Value</u>	<u>Annual Change</u>	<u>Debt Tax Rate</u>	<u>Maintenance Tax Rate</u>	<u>Total Tax Rate</u>	<u>Exemptions</u>
2024	954,061,285	6.07%	0.20500	0.23000	0.43500	25,000 O/D
2023	899,443,593	12.01%	0.23000	0.21000	0.44000	25,000 O/D
2022	803,017,804	14.00%	0.25000	0.22000	0.47000	25,000 O/D
2021	704,424,978	6.85%	0.29000	0.19000	0.48000	25,000 O/D
2020	659,267,550	2.70%	0.31500	0.16500	0.48000	25,000 O/D
2019	641,962,199	8.21%	0.32000	0.16000	0.48000	25,000 O/D
2018	593,228,582	2.44%	0.36000	0.13000	0.49000	10,000 O/D
2017	579,121,338	7.22%	0.36000	0.14000	0.50000	10,000 O/D
2016	540,136,676	9.13%	0.41000	0.11000	0.52000	10,000 O/D
2015	494,944,745	11.81%	0.39000	0.13000	0.52000	10,000 O/D
2014	442,648,062	9.74%	0.39000	0.13000	0.52000	10,000 O/D
2013	403,370,606	1.26%	0.42000	0.10000	0.52000	10,000 O/D
2012	398,369,066	-2.37%	0.42000	0.10000	0.52000	10,000 O/D
2011	408,021,927	-0.80%	0.42000	0.10000	0.52000	10,000 O/D
2010	411,326,061	-1.01%	0.42000	0.10000	0.52000	10,000 O/D
2009	415,504,618	0.87%	0.42000	0.10000	0.52000	10,000 O/D
2008	411,931,758	2.74%	0.42000	0.10000	0.52000	10,000 O/D
2007	400,957,245	6.48%	0.42000	0.10000	0.52000	10,000 O/D
2006	376,557,265	2.83%	0.46000	0.10000	0.56000	10,000 O/D
2005	366,208,721	9.30%	0.50000	0.10000	0.60000	10,000 O/D
2004	335,049,282	7.91%	0.50000	0.10000	0.60000	10,000 O/D
2003	310,501,847	6.88%	0.50000	0.10000	0.60000	10,000 O/D
2002	290,527,832	5.63%	0.50000	0.10000	0.60000	10,000 O/D
2001	275,035,288	9.50%	0.52000	0.10000	0.62000	10,000 O/D
2000	251,170,142	15.23%	0.57367	0.07547	0.64914	10,000 O/D
1999	217,977,950	10.11%	0.60460	0.07540	0.68000	10,000 O/D
1998	197,957,174	10.43%	0.63000	0.05000	0.68000	10,000 O/D
1997	179,258,410	3.88%	0.63000	0.05000	0.68000	10,000 O/D
1996	172,555,210	2.26%	0.62000	0.05000	0.67000	10,000 O/D
1995	168,741,080	0.00%	0.62000	0.05000	0.67000	10,000 O/D

Harris County Municipal Utility District Number 109

Tax Collector's Report Tax Collections for February, 2025

<u>Property Owner</u>	<u>Account No</u>	<u>Tax Amount</u>	<u>Pen & Int</u>	<u>Atty/Cost</u>	<u>Overpaid</u>	<u>Total Pmt</u>
2024 Tax Collections:						
Various Accounts	753 Accounts	<u>\$367,645.88</u>	<u>\$3,150.34</u>	<u>\$0.00</u>	<u>\$0.00</u>	<u>\$370,796.22</u>
Total 2024 Tax Collections		<u>367,645.88</u>	<u>3,150.34</u>	<u>0.00</u>	<u>0.00</u>	<u>370,796.22</u>
2023 Tax Collections:						
Various Accounts	7 Accounts	<u>\$2,474.83</u>	<u>\$706.16</u>	<u>\$642.94</u>	<u>\$0.00</u>	<u>\$3,823.93</u>
Total 2023 Tax Collections		<u>2,474.83</u>	<u>706.16</u>	<u>642.94</u>	<u>0.00</u>	<u>3,823.93</u>
2022 Tax Collections:						
Hodge Jerry David	108-488-000-0003	\$730.30	\$270.22	\$200.10	\$0.00	\$1,200.62
McMahan Thomas L	114-139-018-0001	67.12	24.16	18.26	0.00	109.54
Davis Susan	118-705-003-0002	<u>256.08</u>	<u>0.00</u>	<u>0.00</u>	<u>0.00</u>	<u>256.08</u>
Total 2022 Tax Collections		<u>\$1,053.50</u>	<u>\$294.38</u>	<u>\$218.36</u>	<u>\$0.00</u>	<u>\$1,566.24</u>
2012 Tax Collections:						
Dirt Cheap Mulch Co	0793500	<u>\$0.00</u>	<u>\$0.02</u>	<u>\$0.00</u>	<u>\$0.00</u>	<u>\$0.02</u>
Total 2012 Tax Collections		<u>\$0.00</u>	<u>\$0.02</u>	<u>\$0.00</u>	<u>\$0.00</u>	<u>\$0.02</u>
2009 Tax Collections:						
Dirt Cheap Mulch Co	0802902	<u>\$0.00</u>	<u>\$0.03</u>	<u>\$0.01</u>	<u>\$0.00</u>	<u>\$0.04</u>
Total 2009 Tax Collections		<u>\$0.00</u>	<u>\$0.03</u>	<u>\$0.01</u>	<u>\$0.00</u>	<u>\$0.04</u>
Summary of Other Collections						
		<u>\$4,150.93</u>	<u>\$861.31</u>	<u>\$0.00</u>		\$376,186.45
Interest Earnings						
						<u>1,170.33</u>
Total Collected during Month						
						<u>\$377,356.78</u>

Harris County Municipal Utility District Number 109

Tax Collector's Report Taxes Receivable Detail as of February 28, 2025

Property Owner	Account No.	2022 Tax	2021 Tax	2020 Tax	2019 Tax	Prior Yrs
Exchange Church Houston	043-206-000-0195	\$0.00	\$0.00	\$816.49	\$0.00	\$0.00
D:Vineyard Travis & Danell	102-065-000-0007	687.55	627.44	559.49	552.96	3,892.50
D:Gaddis John M	102-068-000-0021	793.57	725.87	648.97	758.83	0.00
D:Catlin Steven L	102-069-000-0004	113.27	107.77	97.98	89.07	77.52
P:Ochoa Ramiro & Patricia	102-072-000-0007	1,038.77	0.00	0.00	0.00	0.00
P:Hodge Jerry David	108-488-000-0003	121.77	0.00	0.00	0.00	0.00
Murray Keiunta L	108-489-000-0011	868.34	795.29	728.43	0.00	0.00
P:Deauquier II Lloyd & Lisa	108-492-000-0031	9.20	0.00	0.00	0.00	0.00
Lackey Marvin F	108-495-000-0002	858.21	0.00	0.00	0.00	0.00
D:Key Lenora J	109-142-000-0001	710.14	599.32	0.00	484.90	360.88
D:Cartwright Ed & Diane	109-142-000-0034	649.33	591.96	591.09	526.44	4,660.72
D:Brokaw Sharon	109-144-000-0002	597.88	544.19	0.00	444.96	1,485.79
Chaney Allison K	110-749-000-0019	714.88	0.00	0.00	0.00	0.00
S:Carlile Rod	110-750-000-0050	830.33	687.13	700.92	0.00	0.00
S:Deyle Kurt	111-527-000-0010	797.18	740.13	672.85	611.68	234.17
Rodriguez Gregorio & Maria	111-528-000-0010	707.89	0.00	0.00	0.00	0.00
D:Curry Arthur W & Sharon	113-133-000-0008	0.00	406.50	0.00	0.00	0.00
Wade James Jr	113-135-000-0015	851.70	0.00	0.00	0.00	0.00
D:Sanchez Olga	113-142-000-0043	530.39	245.73	0.00	0.00	0.00
Bjornaas Kevin Estate of	114-139-009-0007	912.59	0.00	0.00	0.00	0.00
S:Jackson Keshell	114-139-009-0015	817.46	758.96	717.52	652.30	1,858.14
Chicosky Gregory P	114-139-010-0017	0.00	0.00	0.00	563.41	0.00
D:Paxton Roy C & Debbie M	114-139-010-0036	512.86	465.25	429.28	379.35	188.48
D:Gonzalez Virginia	114-139-015-0003	654.28	596.54	547.43	487.49	1,015.53
P:McMahan Thomas L	114-139-018-0001	317.89	0.00	0.00	0.00	0.00
Walton Gregory L	114-350-014-0012	617.06	561.99	0.00	0.00	0.00
Blow Cheryl	114-350-015-0118	0.00	0.00	0.00	0.00	2,093.63
D:Harris Virginia B	114-350-016-0083	1,040.89	955.49	869.22	855.21	5,810.72
Delk Leroy	114-350-016-0087	1,008.65	0.00	0.00	0.00	0.00
D:Knight Chris & Terry	115-511-019-0012	1,248.22	1,147.98	1,032.72	0.00	0.00
S:Mitchem Anna M	115-511-021-0036	0.00	0.00	0.00	0.00	258.74
Rosques Sandra P	116-276-000-0580	0.00	0.00	0.00	2,976.58	0.00
Marendes David K & Joyce	119-848-002-0024	0.00	121.99	0.00	0.00	0.00
Holley Guniganti Kings	120-416-002-0007	26.28	26.84	0.00	0.00	0.00
Wheels LT	0959495	76.62	0.00	0.00	0.00	0.00
Sammy S Total Image Salo	2063987	41.18	0.00	0.00	0.00	0.00
Digital Professionals Compl	2064780	21.69	21.63	21.63	21.63	157.21
B & L Capital Inc	2154083	19.57	19.99	20.08	15.90	230.50
Kevin R Culp	2157330	38.56	41.58	43.58	43.58	457.58
S:Dupree Express Trucking	2172915	539.88	86.07	86.07	86.07	941.51
ARC Insurance Agency	2209050	42.84	43.75	43.75	43.75	185.01
S:James Lewis	2213148	191.81	16.57	24.50	31.25	338.25
Phones-R-Us Inc	2289501	55.42	54.29	54.29	54.29	54.59
Tomas A Arden Landaverde	2313791	513.69	85.23	0.00	0.00	0.00
VFS LLC	2322209	331.33	0.00	0.00	0.00	0.00
Gabriel Martinez	2338191	94.75	96.76	0.00	0.00	0.00
HK Granite & Cabinet Inc	2342853	61.79	0.00	0.00	0.00	0.00
Sophia Massage	2342875	27.26	0.00	0.00	0.00	0.00
Spoiled Mutts	2343180	88.38	90.26	90.26	0.00	0.00
My house Barber Shop	2343201	16.18	0.00	0.00	0.00	0.00
Di Maria Fresh Food	2343249	107.63	121.47	0.00	0.00	0.00
Fresh Ink Media Group	2344047	53.78	54.92	54.92	0.00	0.00
The Kut Factory	2344116	29.22	0.00	0.00	0.00	0.00
BI Massage	2344399	16.60	0.00	0.00	0.00	0.00
Adorn Tattoo	2344404	18.02	18.40	18.40	0.00	0.00
Cabos BBQ LLC	2352871	144.77	146.40	146.40	0.00	0.00
All Me Hotshot Logistics	2353748	72.57	87.38	0.00	0.00	0.00

Harris County Municipal Utility District Number 109

Tax Collector's Report Taxes Receivable Detail as of February 28, 2025

<u>Property Owner</u>	<u>Account No.</u>	<u>2022 Tax</u>	<u>2021 Tax</u>	<u>2020 Tax</u>	<u>2019 Tax</u>	<u>Prior Yrs</u>
S:lsmeal Anaya	2363334	362.76	226.80	287.85	0.00	0.00
Tith Transport Inc	2375231	100.46	0.00	0.00	0.00	0.00
Lit Up Smoke Shop	2379414	186.46	0.00	0.00	0.00	0.00
Fleet Clean Inc	2384334	111.47	0.00	0.00	0.00	0.00
Audio-Visual Media Inc	2387261	53.35	0.00	0.00	0.00	0.00
Michael Lloyd Harris	2387430	167.09	0.00	0.00	0.00	0.00
Nikola Gajuc MD	2390168	127.16	0.00	0.00	0.00	0.00
Roberto Izquierdo Peraza	2391689	443.40	0.00	0.00	0.00	0.00
Andres Balp	2392979	39.55	0.00	0.00	0.00	0.00
Prior Years Personal Property		<u>21.61</u>	<u>192.70</u>	<u>777.14</u>	<u>848.62</u>	<u>26,988.67</u>
Total Receivable		<u>\$22,253.43</u>	<u>\$12,110.57</u>	<u>\$10,081.26</u>	<u>\$10,528.27</u>	<u>44,386.44</u>



HARRIS COUNTY CONSTABLE, PRECINCT 4

CONSTABLE MARK HERMAN

"Proudly Serving the Citizens of Precinct 4"

6831 Cypresswood Drive ★ Spring, Texas 77379 ★ (281) 376-3472 ★ www.ConstablePct4.com

Monthly Contract Stats

HARRIS CO MUNICIPAL UTILITY DIST #109

For February 2025

Categories

Burglary Habitation: 1	Burglary Vehicle: 0	Theft Habitation: 1
Theft Vehicle: 3	Theft Other: 3	Robbery: 3
Assault: 0	Sexual Assault: 0	Criminal Mischief: 6
Disturbance Family: 6	Disturbance Juvenile: 1	Disturbance Other: 4
Alarms: 11	Suspicious Vehicles: 16	Suspicious Persons: 8
Runaways: 2	Phone Harrassment: 1	Other Calls: 781

Detailed Statistics By Deputy

Unit Number	Contract Calls	District Calls	Reports Taken	Felony Arrests	Misd Arrests	Tickets Issued	Recovered Property	Charges Filed	Mileage Driven	Days Worked
210	4	0	4	0	0	45	0	0	115	1
H67	46	6	5	0	0	65	50000	0	1063	20
H68	32	22	19	0	1	5	0	7	665	14
H69	41	19	21	0	0	20	0	2	990	20
TOTAL	123	47	49	0	1	135	50000	9	2833	55

Summary of Events

Alarms:

Deputies responded to 11 alarm calls that were cleared as false.

Checks:

Deputies conducted numerous combined park checks, neighborhood checks, MUD, and other miscellaneous checks.

Traffic Enforcement:

Deputies conducted numerous traffic stops and traffic initiatives throughout the contract during the month in the interest of public safety, and in an attempt to reduce the risk of motor vehicle accidents.

Burglary Habitation:

19500 Oak Station Dr – Deputies were dispatched to a burglary type call. An investigation revealed that an empty residence was entered and damaged within. No suspect information.

Theft Residence:

6000 River Timber Trl- Deputy responded to a theft from residence. Investigation revealed the suspect had access to the residence and stole money. The male was arrested and taken to jail.

Stolen Vehicle:

19100 Moon Trail Dr- Deputy responded to a stolen vehicle. Investigation revealed unknown suspect(s) stole the complainant's vehicle from the parking lot.

19100 Moon Trail Dr- Deputy responded to a stolen vehicle. Investigation revealed unknown suspect(s) stole the complainant's vehicle from the parking lot.

20000 River Brook Dr- Deputy responded to a stolen vehicle. Investigation revealed unknown suspect(s) stole the complainant's vehicle from the driveway.

Theft Other:

5300 Enchanted Timbers Dr - Deputy responded to a theft other call. Unknown suspect (s) stole the license plate from the complainant's vehicle at an unknown time or location.

5600 Mossy Timbers Dr – Deputies were dispatched to a theft type call. Unknown suspect (s) stole the complainant's tailgate and fled undetected.

19300 Forest Fern Ct – Deputies were dispatched to a theft type call. An investigation revealed that property was taken from outside a residence without consent.

Robbery:

20000 Timber Forest Dr- Deputy responded to an aggravated robbery. Investigation revealed a suspect displayed a firearm, demanded cash and fled. The suspect was later identified and charges are pending.

5600 FM 1960 Rd E- Deputy responded to an aggravated robbery. Investigation revealed a suspect displayed a firearm, demanded cash and fled. The suspect was arrested.

19800 Burle Oak Dr- Deputy responded to an aggravated robbery. Investigation revealed a suspect displayed a firearm, demanded shoes and fled. Investigation to continue.

Criminal Mischief:

5400 FM 196 Rd E- Deputy responded to a criminal mischief. Investigation revealed unknown suspect(s) vandalized the side of concrete ramp.

19900 Timber Forest Dr- Deputy responded to a criminal mischief. Investigation revealed unknown suspect(s) damaged the complainant's vehicle.

5400 Fm 196 Rd E- Deputy responded to a criminal mischief. Investigation revealed unknown suspect(s) vandalized the concrete and barriers.

19800 Oak Briar Dr – Deputies were dispatched to a criminal mischief. An investigation revealed that damage was done to a vehicle.

5900 Upper Lake Dr - Deputies were dispatched to a criminal mischief. An investigation revealed that damage was done to a vehicle.

6000 Summer Oaks Dr – Deputies were dispatched to a criminal mischief. An investigation revealed that damage was done to a vehicle.

Family Disturbance:

20000 Bambiwoods Dr- Investigation revealed family members engaged in a disturbance. Charges were accepted and a TOBE was filed.

19700 Burle Oaks Ct – Deputies were dispatched to a family disturbance call. An investigation revealed that an assault had occurred, and an arrest was made on scene.

5400 Green Timbers Dr – Deputies were dispatched to a family disturbance call. An investigation revealed that an assault had occurred, and an arrest warrant was filed.

5800 Upper Lake Dr – Deputies were dispatched to a family disturbance call. An investigation revealed that an altercation between family members occurred. No charges filed.

5700 Upper Lake Dr – Deputies were dispatched to a family disturbance call. An investigation revealed that an altercation between family members occurred. No charges filed.

5300 Dove Forest Dr- Deputy responded to a family disturbance. Investigation revealed family members engaged in a disturbance. Charges were accepted male was taken to jail.

Suspicious Vehicle:

Deputies responded to 16 suspicious vehicle calls within the community. Each incident was investigated and cleared without further action required.

Suspicious Persons:

Deputies responded to 8 suspicious persons calls within the community. Each incident was investigated and cleared without further action required.

Runaway:

20100 Misty Pines Dr- Deputy responded to a runaway. Investigation revealed juvenile left the residence without permission.

6100 Baileys Town Ct – Deputies were dispatched to a runaway type call. An investigation revealed that a juvenile left residence without parental consent. A report was completed.

Phone Harassment:

5600 Forest Timbers Dr – Deputies were dispatched to a telephone harassment type call. An investigation revealed that an unknown adult was sending inappropriate messages.

Other:

5700 Upper Lake Dr – Deputies were dispatched to a trespassing type call. An investigation revealed that a subject was unwanted at the location. A trespass warning was issued and report generated.

19600 Atasca Oaks Dr – Deputies were dispatched to a mental health type call. An investigation revealed that a consumer was in crisis and was transported to a facility for treatment.

19500 Merrillwood Dr – Deputy responded to a child custody dispute. The parties were referred to family court for resolution.

19500 Merrillwood Dr – Deputies were dispatched to a meet the citizen type call. An investigation revealed that the caller was receiving unwanted correspondence by another on social media. A report was generated.

5800 Ancient Oaks Dr – Deputies were dispatched to a threats type call. An investigation revealed that text messages were received in a threatening manor by an unknown subject without consent.

5300 Forest Timbers Dr – Deputy located a stolen vehicle, and it evaded. The suspect driver was not captured, and the vehicle was recovered.

19100 Timber Forest Dr – Deputy responded to a vehicle recovery. The complainant's truck was stolen from Huffman and he found it in the parking lot, damaged. No suspect information.

5500 FM 1960 Rd E- Deputy responded to a burglary of a business. Investigation revealed unknown suspect forced entry into the business and stole cash from the register and fled undetected.

5300 Dove Forest Ln- Deputy responded to a disturbance call. Investigation revealed there was an altercation between two females. No charges filed.

5600 FM 1960 Rd E- Deputy responded to a trespassing call. The suspect was taken to jail.

5700 Deer Timbers Trl- Deputy responded to a meet the citizen. Complainant wanted a report to document that a person they know walked past their house.

5400 Deer Timbers Trl- Deputy responded to a juvenile fight. Both parties were issued citations.

5600 Deer Timbers Trl- Deputy responded to a meet the citizen. Complainant wanted a report to document that a person they know drove past their house.

5900 River Timbers Trl- Deputy responded to a lost property call. Investigation revealed complainant lost his weapon.

19100 Artesian Way- Deputy responded to a child custody dispute. Parents had an altercation about child care.

19800 Dawn Mist Dr - Deputy responded to a child custody dispute. Parents had an altercation about child care.

19900 River Brook Dr- Deputy responded to a terroristic threat. Investigation revealed unknown suspect made threats after juvenile got off school bus.



MUNICIPAL ACCOUNTS
& CONSULTING, L.P.

Bookkeeper's Report | March 18, 2025

Harris County Municipal Utility District No. 109

Exhibit E



WEBSITE

www.municipalaccounts.com



ADDRESS

1281 Brittmoore Road
Houston, Texas 77043



CONTACT

Phone: 713.623.4539
Fax: 713.629.6859

THIS PAGE INTENTIONALLY LEFT BLANK



Spotlight On Wholesale Water Providers

In the State of Texas, Groundwater Reduction Plans, Conservation Districts and River & Water Authorities, have been created to assist in converting the area within their boundaries from using groundwater to predominantly surface water in order to combat subsidence and to protect aquifers and natural water resources. These providers acquire, develop and deliver a long- term supply of potable surface water to their users. Their primary assignment is to develop and implement a strategy that requires a reduction in groundwater usage & promotes conservation. In general, these providers are not taxing entities, as such, funding for the future water supply, and the infrastructure through which to deliver it, is being accomplished through the sale of revenue bonds, and paid for by revenues generated by groundwater pumpage fees and surface water sales. Over the last 10 years, these fees have become one of the largest expenses of Special Purpose Districts.

Provider water costs per 1,000 gallons

North Harris County Regional Water Authority	Central Harris County Regional Water Authority	City of Houston GRP- Average Rate	West Harris County Regional Water Authority
Pumped Water \$2.60	Pumped Water \$3.51	Pumped Water \$3.50	Pumped Water \$3.95
Surface Water \$3.05	Surface Water \$3.85	Surface Water \$4.40	Surface Water \$4.35

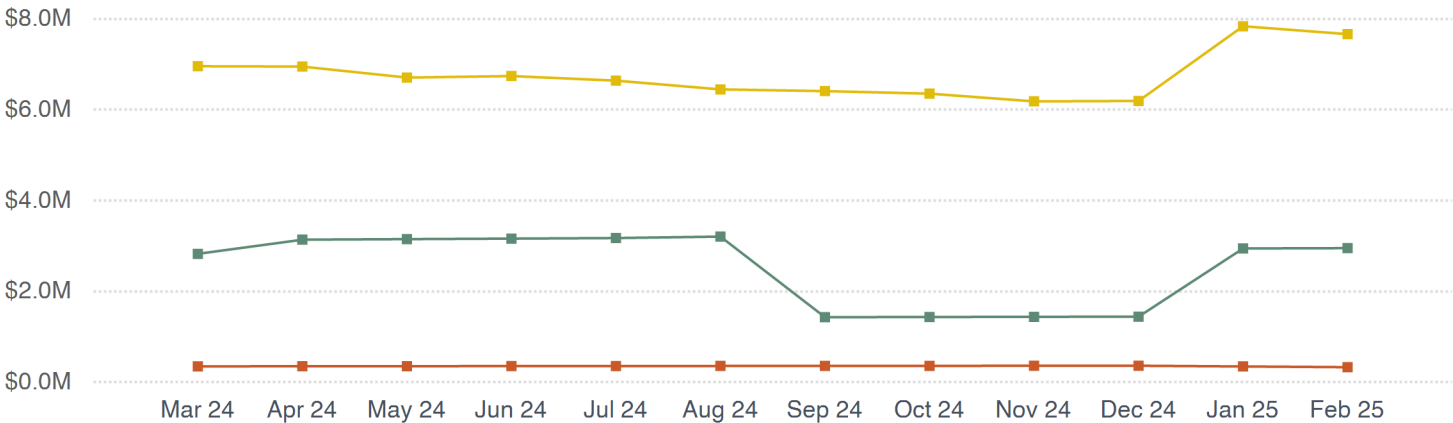
*Water costs are the latest available rates from the individual Providers.

Account Balance | As of 03/18/2025

General Operating \$7,391,870	Capital Projects \$318,675	Debt Service \$2,952,065
----------------------------------	-------------------------------	-----------------------------

Total For All Accounts: \$10,662,609

Account Balance By Month | March 2024 - February 2025



Monthly Financial Summary - General Operating Fund

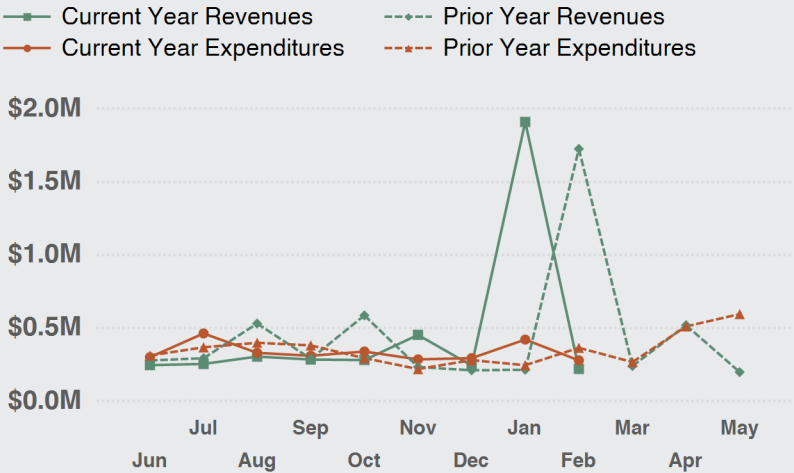
Harris County MUD No. 109 - GOF



Account Balance Summary

Balance as of 02/19/2025	\$7,443,563
Receipts	496,113
Disbursements	(547,806)
Balance as of 03/18/2025	\$7,391,870

Overall Revenues & Expenditures By Month (Year to Date)



February 2025

Revenues

Actual	Budget	Over/(Under)
\$219,721	\$196,702	\$23,019

Expenditures

Actual	Budget	Over/(Under)
\$278,522	\$295,705	(\$17,183)

June 2024 - February 2025 (Year to Date)

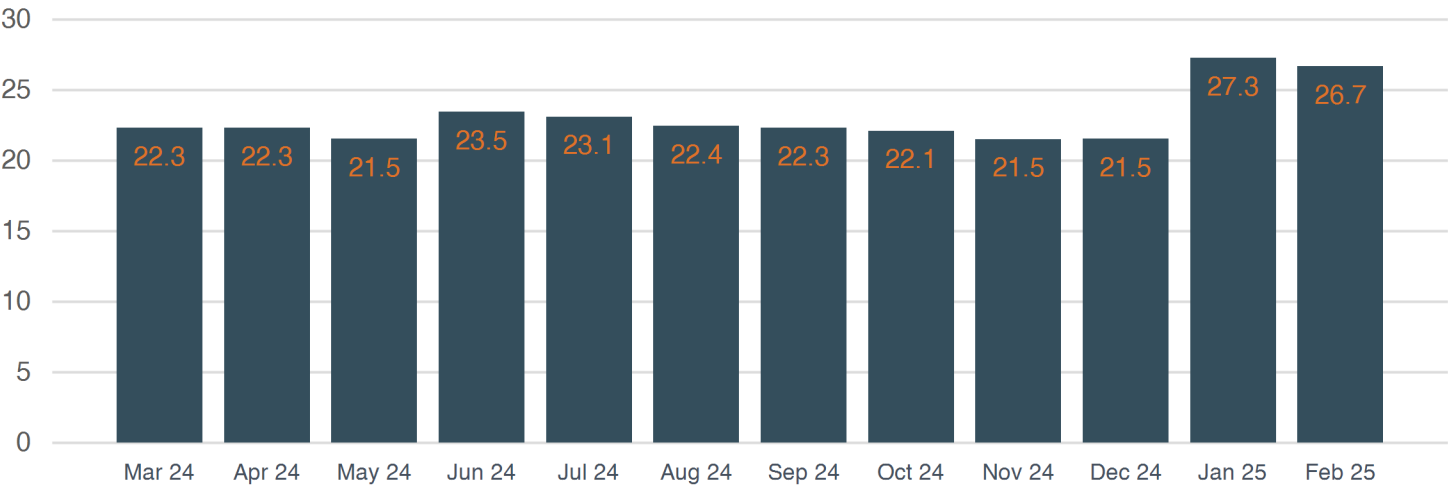
Revenues

Actual	Budget	Over/(Under)
\$4,196,147	\$3,977,859	\$218,288

Expenditures

Actual	Budget	Over/(Under)
\$3,021,193	\$3,231,846	(\$210,653)

Operating Fund Reserve Coverage Ratio (In Months)



Cash Flow Report - Checking Account

Harris County MUD No. 109 - GOF



Number	Name	Memo	Amount	Balance
--------	------	------	--------	---------

Balance as of 02/19/2025 \$5,385.45

Receipts

HC 151 Water Supply	2,617.20
Void Check #16214 - Customer Refund	66.20
Unclaimed Property - 03/01/23 - 02/28/24	5,651.80
Interest Earned on Checking	157.04
Sweep from Lockbox Account	174,700.94
City of Houston - Sales Tax Rebate	7,992.77
Wire Transfer from Money Market	90,000.00

Total Receipts **\$281,185.95**

Disbursements

17193	Centerpoint Energy	Utilities Expense	(394.75)
17194	Cheryl C. Moore	Fees of Office - 03/18/2025	(204.09)
17195	Chris Green	Fees of Office - 03/18/2025	(204.09)
17196	Dennis Bone	Fees of Office - 03/18/2025	(204.09)
17197	Owen H. Parker	Fees of Office - 03/18/2025	(204.10)
17198	Robin Sulpizio	Fees of Office - 03/18/2025	(204.09)
17199	Cheryl C. Moore	Expense	(29.95)
17200	Chris Green	Fees of Office - 03/03/25 & Expense	(268.40)
17201	Owen H. Parker	Expense	(40.00)
17202	Robin Sulpizio	Expense	(65.00)
17203	Augustine Cherukunnel	Customer Refund - Reissue Check	(66.20)
17204	Barbara Valadez	Customer Refund	(162.64)
17205	Deborah Anderson	Customer Refund	(91.37)
17206	Debra Archie	Customer Refund	(31.53)
17207	Donald Farnsworth	Customer Refund	(28.93)
17208	Emily Marin	Customer Refund	(148.88)
17209	Eva Markham	Customer Refund	(156.37)
17210	Freddie O'neal	Customer Refund	(19.99)
17211	Geraldine Yamashiro	Customer Refund	(143.60)
17212	Jacob WZ Stone, LLC	Customer Refund	(47.01)
17213	Martha Fontenot	Customer Refund	(101.96)
17214	Megan Kahler	Customer Refund	(193.44)
17215	Patrick Reed	Customer Refund	(51.27)
17216	Pelle Fisk	Customer Refund	(90.34)
17217	Raetta D Tripp	Customer Refund	(92.04)
17218	Rosa Isabel Mejia Carrillo	Customer Refund	(198.96)
17219	Sigma SS Homes, LLC	Customer Refund	(184.50)
17220	Tarin Thomas	Customer Refund	(64.68)
17221	Accurate Meter & Backflow, LLC	Repairs & Maintenance	(29,000.00)
17222	Arbitrage Compliance Specialists Inc.	Arbitrage Expense	(7,350.00)
17223	Atascocita Joint Operations Board	Schedule B & C Costs	(70,565.38)

Cash Flow Report - Checking Account

Harris County MUD No. 109 - GOF



Number	Name	Memo	Amount	Balance
Disbursements				
17224	BGE, Inc.	Engineering Fees	(12,915.14)	
17225	Brightspeed	Telephone Expense	(956.37)	
17226	CDC Unlimited, LLC	Mowing Expense	(2,929.00)	
17227	Chlorinator Maint. Co., Inc.	Repairs & Maintenance	(747.10)	
17228	DSHS Central Lab MC2004	Laboratory Expense	(340.00)	
17229	G-M Inspection Services, Inc.	Well Performance Test	(525.00)	
17230	Generator Service	Maintenance & Repairs	(1,614.00)	
17231	GFL Environmental	Garbage Expense	(603.78)	
17232	Harris County Treasurer	Patrol Services	(21,718.00)	
17233	Houston Trees Services Pros	Landscape Maintenance - Water Plant	(3,000.00)	
17234	Hudson Energy	Utilities Expense	(8,803.02)	
17235	Mickie Service Company, Inc	Maintenance & Operations	(3,425.00)	
17236	Multi Mains Sw & MH	Maintenance & Repairs	(6,054.00)	
17237	Municipal Accounts & Consulting, L.P.	Bookkeeping Fees	(4,197.99)	
17238	NHCRWA	Water Authority Fees	(36,428.95)	
17239	Norton Rose Fulbright US LLP	Legal Fees	(7,343.70)	
17240	Oaks of Atascocita Community Improvement	Security Contribution - HOA	(3,619.58)	
17241	PVS DX, Inc	Chemicals Expense	(1,480.01)	
17242	Sun Coast Resources, Inc.	Chemicals Expense	(534.03)	
17243	Today's Integration	Security Monitoring	(252.00)	
17244	Water Utility Services, Inc.	Laboratory Fees	(340.00)	
17245	WWWMS	Maintenance and Operations	(54,355.44)	
17246	Centerpoint Energy	Utilities Expense	0.00	
Svc Chrg	Central Bank	Service Charge	(5.00)	
Total Disbursements				(\$282,794.76)
Balance as of 03/18/2025				\$3,776.64

Cash Flow Report - Operator Account

Harris County MUD No. 109 - GOF



Number	Name	Memo	Amount	Balance
Balance as of 02/19/2025				\$140,296.43
Receipts				
	Tap Fee		1,555.00	
	Accounts Receivable		61,675.09	
	Accounts Receivable		127,709.97	
Total Receipts				\$190,940.06
Disbursements				
Ret Ck	Central Bank	Customer Returned Checks (4)	(305.59)	
Svc Chrg	Central Bank	Service Charge	(5.00)	
Sweep	Harris County MUD 109	Transfer to Checking Account	(174,700.94)	
Total Disbursements				(\$175,011.53)
Balance as of 03/18/2025				\$156,224.96

Actual vs. Budget Comparison

Harris County MUD No. 109 - GOF



			February 2025			June 2024 - February 2025			
			Actual	Budget	Over/ (Under)	Actual	Budget	Over/ (Under)	Annual Budget
Revenues									
Water Revenue									
14101	Water- Customer Service Revenue		42,390	29,550	12,840	431,466	443,250	(11,784)	591,000
14102	Surface Water - Reserve		57,586	59,550	(1,964)	758,448	893,250	(134,802)	1,191,000
14103	Capital Contribution Credit-NHC		12,261	12,261	0	110,351	110,351	0	147,135
14105	Connection Fees		2,425	2,317	108	21,975	20,850	1,125	27,800
14108	Water Sales to HC 151		584	745	(161)	8,000	10,427	(2,427)	12,500
Total Water Revenue			115,247	104,423	10,824	1,330,239	1,478,128	(147,889)	1,969,435
Wastewater Revenue									
14201	Wastewater-Customer Service Rev		64,355	46,641	17,714	578,529	513,051	65,478	666,300
Total Wastewater Revenue			64,355	46,641	17,714	578,529	513,051	65,478	666,300
Property Tax Revenue									
14301	Maintenance Tax Collections		0	0	0	1,681,379	1,574,807	106,572	1,831,782
Total Property Tax Revenue			0	0	0	1,681,379	1,574,807	106,572	1,831,782
Sales Tax Revenue									
14401	COH Rebate		6,655	8,498	(1,843)	67,154	77,612	(10,458)	101,700
Total Sales Tax Revenue			6,655	8,498	(1,843)	67,154	77,612	(10,458)	101,700
Tap Connection Revenue									
14501	Tap Connections		1,055	417	638	213,109	3,750	209,359	5,000
14502	Inspection Fees		801	875	(74)	7,699	7,875	(176)	10,500
Total Tap Connection Revenue			1,856	1,292	564	220,808	11,625	209,183	15,500
Administrative Revenue									
14702	Penalties & Interest		7,459	7,842	(383)	82,216	70,575	11,641	94,100
Total Administrative Revenue			7,459	7,842	(383)	82,216	70,575	11,641	94,100
Interest Revenue									
14801	Interest Earned on Checking		157	150	7	1,713	1,350	363	1,800
14802	Interest Earned on Temp. Invest		23,987	27,773	(3,786)	233,218	249,961	(16,742)	333,281
Total Interest Revenue			24,144	27,923	(3,779)	234,931	251,311	(16,380)	335,081
Other Revenue									
15801	Miscellaneous Income		5	83	(78)	891	750	141	1,000
Total Other Revenue			5	83	(78)	891	750	141	1,000
Total Revenues			219,721	196,702	23,019	4,196,147	3,977,859	218,288	5,014,898

Expenditures

Water Service

16102 Operations - Water	9,489	9,992	(503)	84,747	89,925	(5,178)	119,900
--------------------------	-------	-------	-------	--------	--------	---------	---------

General Operating Fund

Actual vs. Budget Comparison

Harris County MUD No. 109 - GOF



			February 2025			June 2024 - February 2025			
			Actual	Budget	Over/ (Under)	Actual	Budget	Over/ (Under)	Annual Budget
Expenditures									
Water Service									
16105	Maintenance & Repairs - Water		24,543	26,817	(2,274)	220,378	241,350	(20,972)	321,800
16107	Chemicals - Water		776	7,017	(6,241)	44,552	63,150	(18,598)	84,200
16108	Laboratory Expense - Water		960	758	202	7,605	6,825	780	9,100
16109	Mowing - Water		776	1,117	(341)	5,816	10,050	(4,234)	13,400
16110	Utilities - Water		5,912	9,742	(3,829)	68,867	87,675	(18,808)	116,900
16111	Reconnections		905	925	(20)	7,695	8,325	(630)	11,100
16112	Disconnection Expense		570	375	195	4,440	3,375	1,065	4,500
16113	Service Account Collection		2,066	2,308	(242)	20,933	20,775	158	27,700
16114	Telephone Expense - Water		487	433	54	3,959	3,900	59	5,200
16116	Permit Expense - Water		0	0	0	7,666	8,000	(334)	8,000
16117	TCEQ Regulatory Expense - Water		0	0	0	1,891	1,850	41	3,100
16118	Surface Water Fee		48,690	67,270	(18,580)	718,217	1,009,050	(290,833)	1,345,400
16122	Lead & Copper Survey		0	0	0	25,260	0	25,260	0
Total Water Service			95,174	126,753	(31,579)	1,222,026	1,554,250	(332,224)	2,070,300
Wastewater Service									
16202	Operations - Wastewater		2,362	2,400	(38)	21,032	21,600	(568)	28,800
16204	Purchase Wastewater Service		37,958	31,642	6,317	282,204	284,775	(2,571)	379,700
16205	Maint & Repairs - Wastewater		20,397	17,733	2,664	211,357	159,600	51,757	212,800
16207	Chemicals - Wastewater		534	33	501	534	300	234	400
16208	Laboratory Fees - Wastewater		0	50	(50)	0	450	(450)	600
16209	Mowing - Wastewater		620	1,025	(406)	4,646	9,225	(4,579)	12,300
16210	Utilities - Lift Station		3,285	2,175	1,110	21,644	19,575	2,069	26,100
16214	Telephone Expense - Wastewater		469	508	(39)	4,465	4,575	(110)	6,100
16217	TCEQ Regulatory Exp-Wastewater		0	0	0	1,891	1,850	41	3,100
Total Wastewater Service			65,625	55,567	10,059	547,774	501,950	45,824	669,900
Garbage Service									
16301	Garbage Expense		604	742	(138)	4,242	6,675	(2,433)	8,900
Total Garbage Service			604	742	(138)	4,242	6,675	(2,433)	8,900
Storm Water Quality									
16404	Detention Pond Mowing		1,534	583	951	11,505	5,250	6,255	7,000
Total Storm Water Quality			1,534	583	951	11,505	5,250	6,255	7,000
Tap Connection									
16501	Tap Connection Expense		0	250	(250)	1,125	2,250	(1,125)	3,000
16502	Inspection Expense		0	0	0	1,925	0	1,925	0
Total Tap Connection			0	250	(250)	3,050	2,250	800	3,000

General Operating Fund

Actual vs. Budget Comparison

Harris County MUD No. 109 - GOF



			February 2025			June 2024 - February 2025			
			Actual	Budget	Over/ (Under)	Actual	Budget	Over/ (Under)	Annual Budget
Expenditures									
Administrative Service									
16703	Legal Fees		7,328	7,908	(581)	54,385	71,175	(16,790)	94,900
16705	Auditing Fees		0	0	0	19,500	19,500	0	19,500
16706	Engineering Fees		3,365	6,667	(3,301)	42,788	60,000	(17,212)	80,000
16709	Election Expense		0	2,000	(2,000)	1,363	4,000	(2,637)	10,000
16710	Website Expense		0	83	(83)	765	750	15	1,000
16712	Bookkeeping Fees		3,927	4,060	(133)	46,709	45,820	889	58,000
16713	Legal Notices & Other Publ.		0	75	(75)	0	675	(675)	900
16714	Printing & Office Supplies		2,395	2,583	(189)	21,465	23,250	(1,785)	31,000
16716	Delivery Expense		30	42	(12)	455	375	80	500
16717	Postage		53	58	(6)	480	525	(45)	700
16718	Insurance & Surety Bond		0	0	0	0	0	0	44,400
16719	AWBD Expense		0	0	0	840	2,400	(1,560)	2,400
16722	Bank Service Charges		10	33	(23)	425	300	125	400
16723	Travel Expense		35	33	2	336	300	36	400
16727	Arbitrage Expense		0	0	0	1,350	500	850	500
16728	Record Storage Fees		82	50	32	534	450	84	600
Total Administrative Service			17,225	23,593	(6,369)	191,396	230,020	(38,624)	345,200
Security Service									
16801	Security Patrol Expense		25,338	25,325	13	223,037	227,925	(4,888)	303,900
16802	Security Monitoring		252	1,133	(881)	10,654	10,200	454	13,600
Total Security Service			25,590	26,458	(869)	233,691	238,125	(4,434)	317,500
Payroll Expense									
17101	Payroll Expenses		1,427	2,083	(656)	18,557	18,750	(193)	25,000
Total Payroll Expense			1,427	2,083	(656)	18,557	18,750	(193)	25,000
Other Expense									
17802	Miscellaneous Expense		199	292	(92)	3,592	2,625	967	3,500
Total Other Expense			199	292	(92)	3,592	2,625	967	3,500
Total Expenditures			207,378	236,322	(28,943)	2,235,834	2,559,895	(324,061)	3,450,300
Total Revenues (Expenditures)			12,343	(39,620)	51,963	1,960,313	1,417,964	542,349	1,564,598
Other Revenues									
Extra Ordinary Revenue									
15901	Transfer from Operating Reserve		0	0	0	0	0	0	1,099,383
Total Extra Ordinary Revenue			0	0	0	0	0	0	1,099,383
Total Other Revenues			0	0	0	0	0	0	1,099,383

General Operating Fund

Actual vs. Budget Comparison

Harris County MUD No. 109 - GOF



	February 2025			June 2024 - February 2025			
	Actual	Budget	Over/ (Under)	Actual	Budget	Over/ (Under)	Annual Budget
Other Expenditures							
Capital Outlay							
17901 Capital Outlay							
17901a Capital Outlay - General	29,000	29,000	0	47,536	47,536	0	50,000
17901b Capital Outlay - AJOB	32,594	20,833	11,760	293,344	187,500	105,844	250,000
17901d WP 1 Electrical Improvements	0	0	0	0	0	0	250,000
17901e WP 1 GST 1 Replacement	3,450	3,450	0	49,888	49,888	0	1,310,500
17901f HC 46 Water Interconnect	0	0	0	0	0	0	50,000
17901g Manhole Valve Rehab	990	990	0	4,276	4,276	0	250,000
17901h LS Wet Well/Piping Rehab	0	0	0	3,750	3,750	0	115,000
17901i Fence Replacement	0	0	0	58,064	51,000	7,064	51,000
Total Capital Outlay	66,034	54,274	11,760	456,858	343,950	112,908	2,326,500
17904 Capital Outlay - Barents Dr L/S	5,110	5,110	0	328,501	328,501	0	337,481
Total Capital Outlay	71,143	59,383	11,760	785,359	672,451	112,908	2,663,981
Total Other Expenditures	71,143	59,383	11,760	785,359	672,451	112,908	2,663,981
Total Other Revenues (Expenditures)	(71,143)	(59,383)	(11,760)	(785,359)	(672,451)	(112,908)	(1,564,598)
Excess Revenues (Expenditures)	(58,801)	(99,003)	40,202	1,174,954	745,513	429,441	0

Balance Sheet as of 02/28/2025

Harris County MUD No. 109 - GOF



Assets

Bank

11101 Cash in Bank	\$188,574
11102 Operator	156,225
Total Bank	\$344,799

Investments

11201 Time Deposits	\$7,321,869
Total Investments	\$7,321,869

Receivables

11301 Accounts Receivable	\$216,711
11303 Maintenance Tax Receivable	101,717
11305 Accrued Interest	15,474
11306 Due From COH	25,656
Total Receivables	\$359,558

Interfund Receivables

11401 Due From Capital Projects	(\$4,200)
11403 Due From Tax Account	491,837
Total Interfund Receivables	\$487,637

Reserves

11601 Reserve in A.C.P.	\$423,556
Total Reserves	\$423,556

Total Assets

\$8,937,418

Liabilities & Equity

Liabilities

Accounts Payable

12101 Accounts Payable	\$125,209
12102 Payroll Liabilities	507
Total Accounts Payable	\$125,716

Other Current Liabilities

12201 Unclaimed Property	\$5,652
12204 Retainage Payable	65,598
Total Other Current Liabilities	\$71,250

Deferrals

12502 Deferred Taxes	\$101,717
Total Deferrals	\$101,717

Deposits

12601 Customer Meter Deposits	\$317,189
12608 Woodland Hills Annexation	2,870
Total Deposits	\$320,060

Total Liabilities

\$618,743

Balance Sheet as of 02/28/2025

Harris County MUD No. 109 - GOF



Liabilities & Equity

Equity	
Unassigned Fund Balance	
13101 Unallocated Fund Balance	\$7,143,722
Total Unassigned Fund Balance	\$7,143,722
Net Income	\$1,174,954
Total Equity	\$8,318,675
Total Liabilities & Equity	\$8,937,418

Monthly Financial Summary - Capital Projects Fund

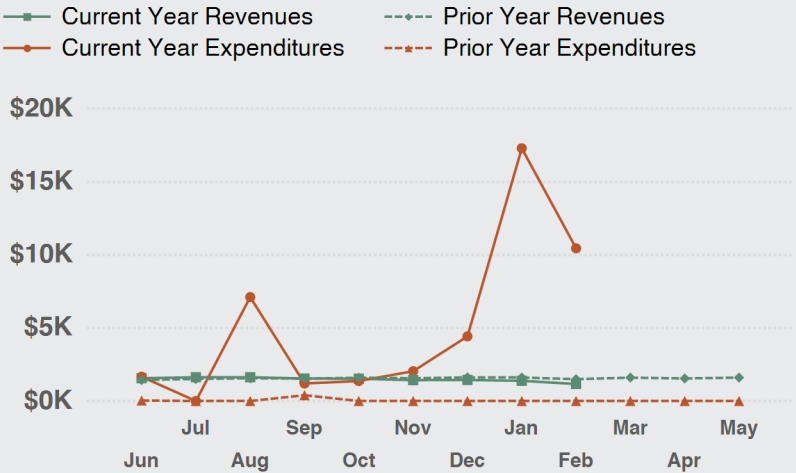
Harris County MUD No. 109 - CPF



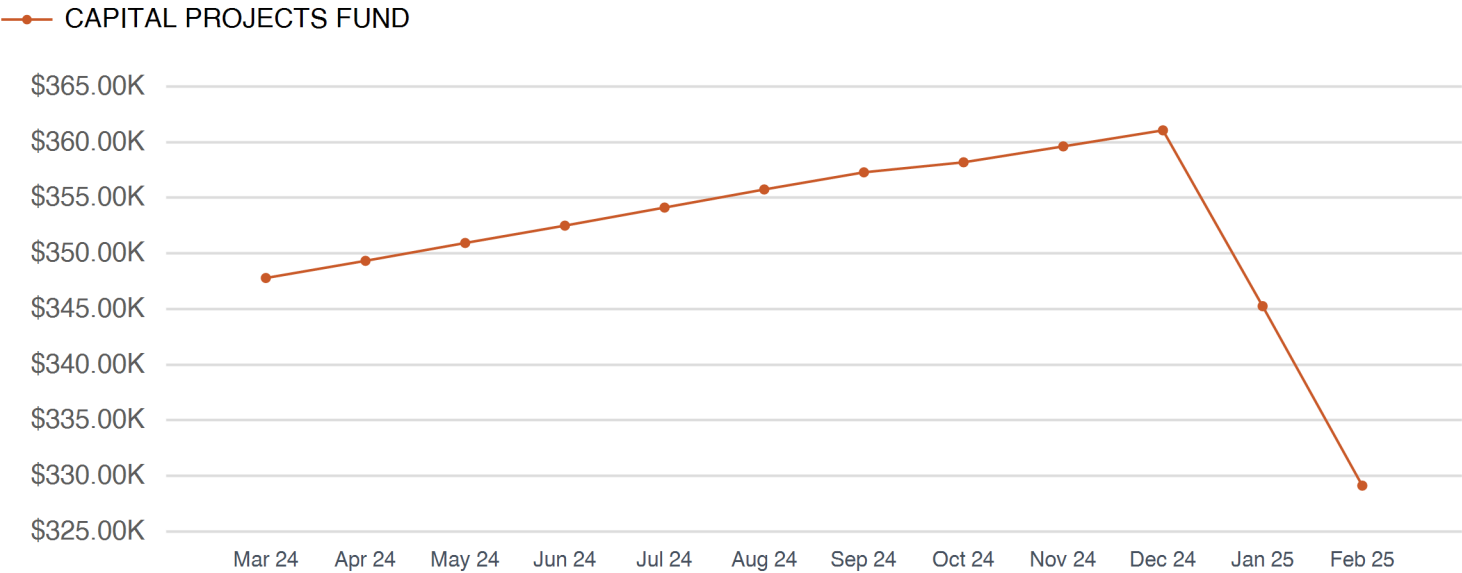
Account Balance Summary

Balance as of 02/19/2025	\$327,965
Receipts	11,621
Disbursements	(20,911)
Balance as of 03/18/2025	\$318,675

Overall Revenues & Expenditures By Month (Year to Date)



Account Balance By Month | March 2024 - February 2025



Cash Flow Report - Checking Account

Harris County MUD No. 109 - CPF



Number	Name	Memo	Amount	Balance
Balance as of 02/19/2025				\$164.15
Receipts				
	Series 2017 - Wire Transfer from Money		10,453.15	
Total Receipts				\$10,453.15
Disbursements				
2040	BGE, Inc.	Engineering - Water Well No. 1 Rehab	(10,453.15)	
Svc Chrg	Central Bank	Service Charge	(5.00)	
Total Disbursements				(\$10,458.15)
Balance as of 03/18/2025				\$159.15

District Debt Summary as of 03/18/2025

Harris County MUD No. 109 - DSF



		WATER, SEWER, DRAINAGE	PARK/ROAD/OTHER	REFUNDING
Total \$ Authorized		Authorized	Authorized	Authorized
\$61.83M		\$61.83M	N/A	\$32.73M
Total \$ Issued		Issued	Issued	Issued
\$48.88M		\$48.88M	N/A	\$1.06M
Yrs to Mat	Rating	\$ Available To Issue	\$ Available To Issue	\$ Available To Issue
15	AA	\$12.95M	N/A	\$31.67M

*Actual 'Outstanding' Refunding Bonds issued below may differ from the 'Issued' total above pursuant to Chapter 1207, Texas Government Code.

Outstanding Debt Breakdown

Series Issued	Original Bonds Issued	Maturity Date	Principal Outstanding
2021 - Refunding	\$3,705,000	2029	\$2,070,000
2017 - WS&D	\$12,100,000	2041	\$10,390,000
2015 - Refunding	\$5,920,000	2030	\$4,980,000
Total	\$21,725,000		\$17,440,000

District Debt Schedule

Harris County MUD No. 109 - DSF



Paying Agent	Series	Principal	Interest	Total
Bank of New York	2021 - Refunding	\$0.00	\$24,900.00	\$24,900.00
Bank of New York	2017 - WS&D	\$0.00	\$170,771.89	\$170,771.89
Regions Bank	2015 - Refunding	\$0.00	\$64,540.80	\$64,540.80
Total Due 04/01/2025		\$0.00	\$260,212.69	\$260,212.69

Paying Agent	Series	Principal	Interest	Total
Bank of New York	2021 - Refunding	\$410,000.00	\$24,900.00	\$434,900.00
Bank of New York	2017 - WS&D	\$445,000.00	\$170,771.88	\$615,771.88
Regions Bank	2015 - Refunding	\$695,000.00	\$64,540.80	\$759,540.80
Total Due 10/01/2025		\$1,550,000.00	\$260,212.68	\$1,810,212.68

Investment Profile as of 03/18/2025

Harris County MUD No. 109

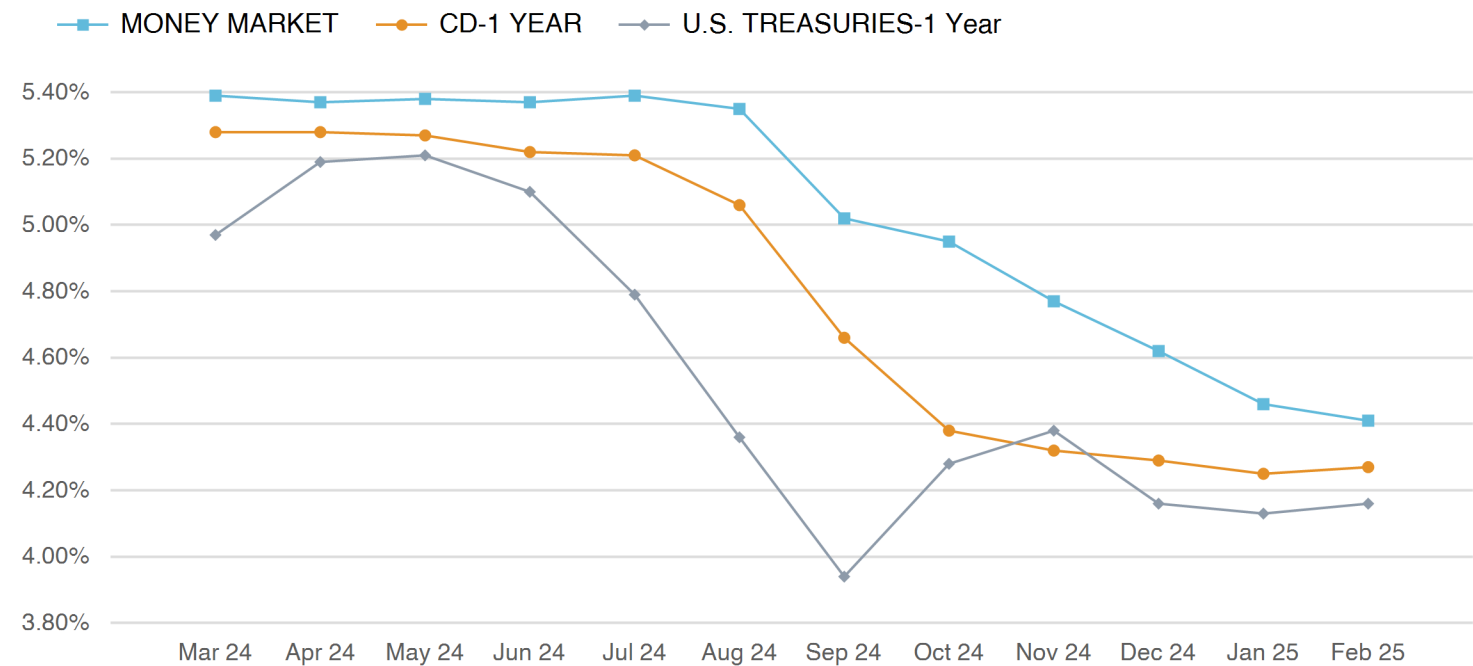


General Operating Fund	Capital Projects Fund	Debt Service Fund	Other Funds
Funds Available to Invest \$7,391,870	Funds Available to Invest \$318,675	Funds Available to Invest \$2,952,065	Funds Available to Invest N/A
Funds Invested \$7,231,869	Funds Invested \$318,516	Funds Invested \$2,952,065	Funds Invested N/A
Percent Invested 98%	Percent Invested 99%	Percent Invested 100%	Percent Invested N/A

Term	Money Market	Term	Certificate of Deposit	Term	U.S. Treasuries
On Demand	4.40%	180 Days	4.39%	180 Days	4.22%
		270 Days	4.29%	270 Days	4.22%
		1 Yr	4.26%	1 Yr	4.00%
		13 Mo	3.15%	13 Mo	N/A
		18 Mo	3.87%	18 Mo	4.00%
		2 Yr	2.96%	2 Yr	3.93%

*Rates are based on the most current quoted rates and are subject to change daily.

Investment Rates Over Time (By Month) | March 2024 - February 2025



Account Balance as of 03/18/2025

Harris County MUD No. 109 - Investment Detail



FUND: General Operating

Financial Institution (Acct Number)	Issue Date	Maturity Date	Interest Rate	Account Balance	Notes
Certificates of Deposit					
THIRD COAST BANK, SSB (XXXX1280)	03/26/2024	03/26/2025	5.50%	235,000.00	
VERITEX COMMUNITY BANK (XXXX5987)	09/25/2024	08/21/2025	5.01%	235,000.00	
Money Market Funds					
TEXAS CLASS (XXXX0001)	03/22/2017		4.45%	6,761,868.55	
Checking Account(s)					
CENTRAL BANK - CHECKING (XXXX1891)			0.00%	3,776.64	Checking Account
CENTRAL BANK - CHECKING (XXXX4632)			0.00%	156,224.96	Operator
Totals for General Operating Fund				\$7,391,870.15	

FUND: Capital Projects

Financial Institution (Acct Number)	Issue Date	Maturity Date	Interest Rate	Account Balance	Notes
Money Market Funds					
TEXAS CLASS (XXXX0002)	03/22/2017		4.45%	318,515.56	Series 2017
Checking Account(s)					
CENTRAL BANK - CHECKING (XXXX1875)			0.00%	159.15	Checking Account
Totals for Capital Projects Fund				\$318,674.71	

FUND: Debt Service

Financial Institution (Acct Number)	Issue Date	Maturity Date	Interest Rate	Account Balance	Notes
Certificates of Deposit					
CADENCE BANK - DEBT (XXXX4954)	08/27/2024	08/27/2025	5.25%	235,000.00	
THIRD COAST BANK-DEBT (XXXX3518)	08/27/2024	08/27/2025	5.25%	235,000.00	
Money Market Funds					
TEXAS CLASS (XXXX0003)	03/22/2017		4.45%	2,482,064.53	
Totals for Debt Service Fund				\$2,952,064.53	

Grand Total for Harris County MUD No. 109 :

\$10,662,609.39

Capital Projects Fund Breakdown

Harris County Municipal Utility District No. 109

As of 03/18/2025

Net Proceeds for All Bond Issues

Receipts

Bond Proceeds - Series 2017	\$12,100,000.00
Interest Earnings - Series 2017	289,955.10

Disbursements

Disbursements - Series 2017	(\$12,071,280.39)
-----------------------------	-------------------

Total Cash Balance	\$318,674.71
---------------------------	---------------------

Balances by Account

Central Bank - Checking	\$159.15
TX Class - Series 2017	318,515.56

Total Cash Balance	\$318,674.71
---------------------------	---------------------

Balances by Bond Series

Bond Proceeds - Series 2017	\$318,674.71
-----------------------------	--------------

Total Cash Balance	\$318,674.71
---------------------------	---------------------

Remaining Costs/Surplus By Bond Series

Remaining Costs - Series 2017	\$318,674.71
-------------------------------	--------------

Total Amount in Remaining Costs	\$318,674.71
--	---------------------

Total Remaining Costs/Surplus	\$318,674.71
--------------------------------------	---------------------

Cost Comparison - \$12,100,000 - Series 2017

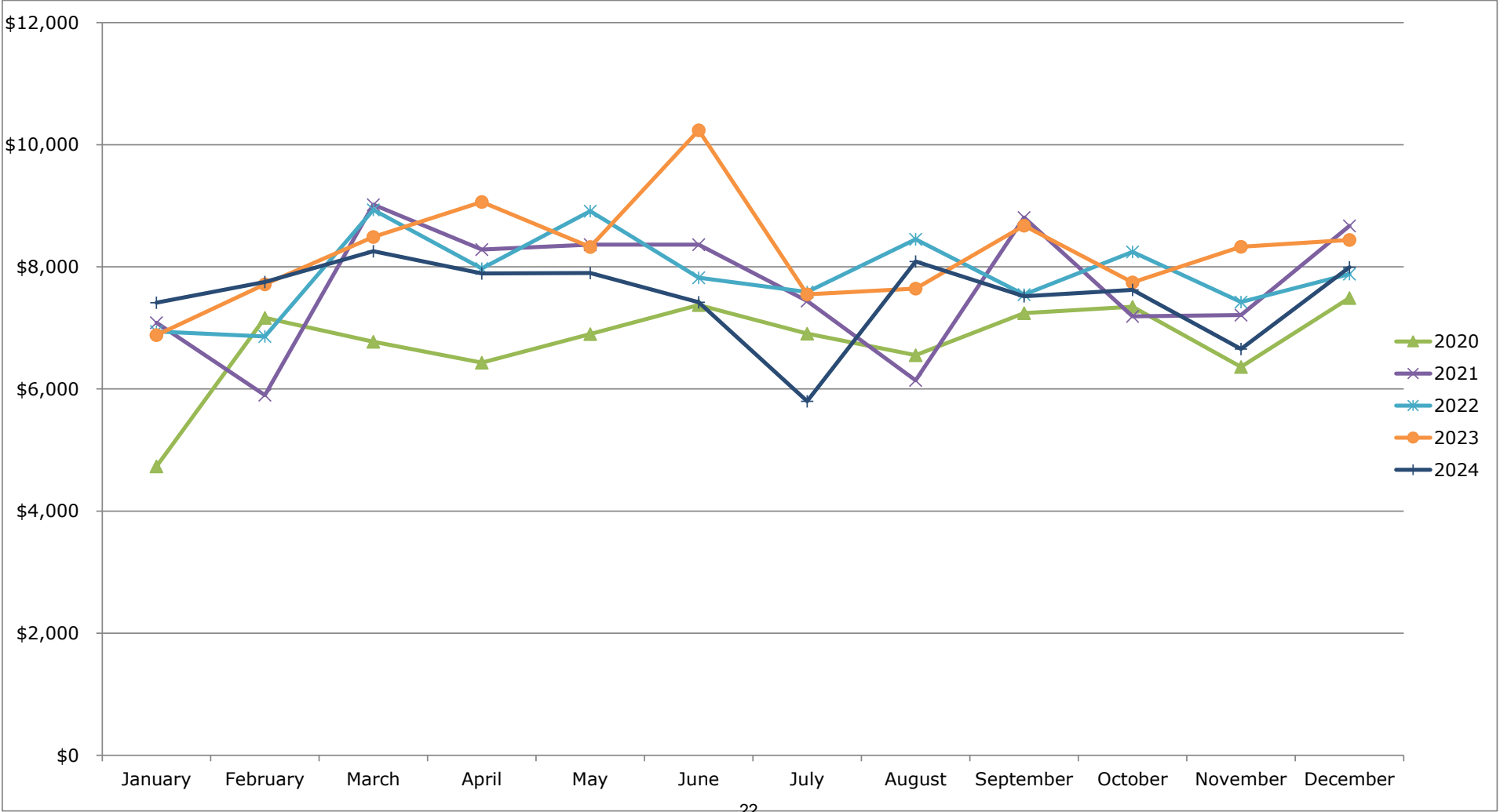
Harris County Municipal Utility District No. 109

	USE OF PROCEEDS	ACTUAL COSTS	REMAINING COSTS	VARIANCE (OVER)/UNDER
CONSTRUCTION COSTS				
Developer Items				
1. Rivergrove, Section 1 - Water, Wastewater & Drainage	\$191,360.00	\$191,359.51	\$0.00	\$0.49
2. Rivergrove, Section 2 - Water, Wastewater & Drainage	125,139.00	125,139.00	0.00	0.00
3. Rivergrove, Section 3 - Water, Wastewater & Drainage	353,345.00	353,344.99	0.00	0.01
4. Rivergrove, Section 4 - Water, Wastewater & Drainage	881,359.00	881,359.20	0.00	(0.20)
5. Rivergrove Drainage Swales	52,480.00	52,479.50	0.00	0.50
6. Rivergrove, Section 5 - Water, Wastewater & Drainage	668,281.00	603,157.27	0.00	65,123.73
7. Rivergrove, Section 6 - Water, Wastewater & Drainage	427,157.00	403,019.99	0.00	24,137.01
8. Rivergrove Clearing and Grubbing, Sections 1 & 2	33,135.00	33,135.00	0.00	0.00
9. Rivergrove Clearing and Grubbing, Section 3	15,524.00	15,524.00	0.00	0.00
10. Rivergrove Clearing and Grubbing, Section 4	20,155.00	20,154.50	0.00	0.50
11. Rivergrove Clearing and Interim Drainage, Sections 5-6	84,391.00	84,391.25	0.00	(0.25)
12. Kings Lake Estates Section 8 - Water, Wastewater & Drainage	1,851,399.00	1,851,398.80	0.00	0.20
13. Stormwater Pollution Prevention Plans	206,123.00	134,172.92	0.00	71,950.08
14. Geotechnical Reports and Materials Testing	124,233.00	80,105.42	0.00	44,127.58
15. Contingency	109,543.00	58,257.52	0.00	51,285.48
16. Engineering Fees	706,603.00	706,603.00	0.00	0.00
17. Rivergrove Due Diligence	34,023.00	34,023.41	0.00	(0.41)
Subtotal Developer Items	\$5,884,250.00	\$5,627,625.28	\$0.00	\$256,624.72
District Items				
1. Kings Lake Estates Lift Station No. 2 Improvements	\$371,240.00	\$362,689.62	\$0.00	\$8,550.38
2. Kings Lake Estates Lift Station No. 3	460,869.00	417,828.05	0.00	43,040.95
3. Water Plant No. 1 Elevated Storage Tank Recoating	500,000.00	500,000.00	0.00	0.00
4. Water Plant No. 2 Elevated Storage Tank Recoating	500,000.00	500,000.00	0.00	0.00
5. Water Plant No. 2 Buildout	1,600,000.00	1,600,000.00	0.00	0.00
6. Contingencies (10% of Items 1, 3-5)	297,124.00	297,124.00	0.00	0.00
7. Engineering (20.89% of Items 1-2)	173,812.00	160,240.92	0.00	13,571.08
8. Engineering (15% of Items 3-5)	390,000.00	390,000.00	0.00	0.00
Subtotal District Items	\$4,293,045.00	\$4,227,882.59	\$0.00	\$65,162.41
TOTAL CONSTRUCTION COSTS	\$10,177,295.00	\$9,855,507.87	\$0.00	\$321,787.13
NON-CONSTRUCTION COSTS				
A. Legal Fees	\$231,000.00	\$231,000.00	\$0.00	\$0.00
B. Fiscal Agent Fees	242,000.00	242,000.00	0.00	0.00
C. Interest				
1. Capitalized Interest (1 year @ 4.50%)	396,191.00	396,191.41	0.00	(0.41)
2. Developer Interest	383,273.00	383,272.81	0.00	0.19
D. Bond Discount (3.00%)	262,563.00	262,563.40	0.00	(0.40)
E. Bond Issuance Expenses	28,854.00	28,854.00	0.00	0.00
F. Attorney General Fee	9,500.00	9,500.00	0.00	0.00
G. TCEQ Bond Issuance Fee	30,250.00	30,250.00	0.00	0.00
H. Bond Application Report Cost	45,000.00	45,000.00	0.00	(0.00)
I. Rivergrove Studies	45,328.00	45,328.00	0.00	0.00
J. Contingency	248,746.00	496,874.36	0.00	(248,128.36)
Proposed Water Well No. 1 Rehab	0.00	44,938.54	318,674.71	(363,613.25)
TOTAL NON-CONSTRUCTION COSTS	\$1,922,705.00	\$2,215,772.52	\$318,674.71	(\$611,742.23)
TOTAL BOND ISSUE REQUIREMENT	\$12,100,000.00	\$12,071,280.39	\$318,674.71	(\$289,955.10)
Interest Earned				\$289,955.10
Total Surplus & Interest				\$0.00
Total Remaining Funds				\$318,674.71

Sales Tax Revenue History

Harris County MUD No. 109

Year	January	February	March	April	May	June	July	August	September	October	November	December	Total
2020	\$4,731	\$7,165	\$6,772	\$6,430	\$6,900	\$7,374	\$6,906	\$6,552	\$7,243	\$7,347	\$6,362	\$7,490	\$81,272
2021	\$7,086	\$5,898	\$9,019	\$8,285	\$8,362	\$8,363	\$7,440	\$6,140	\$8,807	\$7,190	\$7,212	\$8,672	\$92,475
2022	\$6,943	\$6,859	\$8,934	\$7,973	\$8,913	\$7,820	\$7,589	\$8,453	\$7,546	\$8,244	\$7,422	\$7,881	\$94,577
2023	\$6,881	\$7,714	\$8,490	\$9,062	\$8,327	\$10,238	\$7,551	\$7,643	\$8,675	\$7,743	\$8,328	\$8,440	\$99,092
2024	\$7,414	\$7,751	\$8,256	\$7,894	\$7,900	\$7,421	\$5,800	\$8,088	\$7,519	\$7,622	\$6,655	\$7,993	\$90,312
Total	\$51,209	\$53,315	\$63,994	\$54,252	\$60,485	\$62,014	\$52,510	\$54,659	\$58,641	\$57,857	\$52,781	\$60,822	\$682,538



Harris County MUD No. 109 - GOF
Annexations
All Transactions

Date	Num	Name	Memo	Debit	Credit	Balance
12608 · Woodland Hills Annexation						
07/20/2023	Deposit		Woodland Hills Tract		5,000.00	5,000.00
08/31/2023	8-231023	BGE, Inc.	Woodland Hills Multi-Family Feas...	1,185.17		3,814.83
09/28/2023	Rcpts		Woodlands Hills Annexation Dep...		5,000.00	8,814.83
09/30/2023	9-230188	BGE, Inc.	Woodland Hills Multi-Family Feas...	1,146.88		7,667.95
10/31/2023	10-230410	BGE, Inc.	Woodland Hills Multi-Family Feas...	432.82		7,235.13
11/30/2023	11-230332	BGE, Inc.	Woodland Hills Multi-Family Feas...	865.63		6,369.50
01/31/2024	1-240378	BGE, Inc.	Woodland Hills Multi-Family Feas...	35.55		6,333.95
04/30/2024	4-240226	BGE, Inc.	Woodland Hills Multi-Family Feas...	1,333.95		5,000.00
05/31/2024	5-241068	BGE, Inc.	Woodland Hills Multi-Family Feas...	779.68		4,220.32
06/30/2024	2071	BGE, Inc.	Woodland Hills Multi-Family Feas...	375.00		3,845.32
07/31/2024	3816	BGE, Inc.	Woodland Hills Multi-Family Feas...	187.50		3,657.82
08/31/2024	5510	BGE, Inc.	Woodland Hills Multi-Family Feas...	37.50		3,620.32
09/30/2024	7439	BGE, Inc.	Woodland Hills Multi-Family Feas...	750.00		2,870.32
Total 12608 · Woodland Hills Annexation				7,129.68	10,000.00	2,870.32
TOTAL				7,129.68	10,000.00	2,870.32

Cash Flow Forecast

Harris County MUD 109

	5/25	5/26	5/27	5/28	5/29
Assessed Value	\$890,078,909	\$890,078,909	\$890,078,909	\$890,078,909	\$890,078,909
Maintenance Tax Rate	\$0.230	\$0.230	\$0.230	\$0.230	\$0.230
Maintenance Tax	\$2,006,238	\$2,006,238	\$2,006,238	\$2,006,238	\$2,006,238
% Change in Water Rate		1.00%	1.00%	1.00%	1.00%
% Change in Wastewater Rate		3.00%	3.00%	3.00%	3.00%
% Change in NHRWA		10.00%	10.00%	10.00%	10.00%
% Change in Expenses		5.00%	5.00%	5.00%	5.00%
Beginning Cash Balance 5-31-2024	\$6,709,815	\$5,661,432	\$6,325,441	\$7,088,094	\$7,077,773
Revenues					
Maintenance Tax	\$1,831,782	\$2,006,238	\$2,006,238	\$2,006,238	\$2,006,238
Water Revenue	591,000	596,910	602,879	608,908	614,997
Wastewater Revenue	666,300	686,289	706,878	728,084	749,927
NHRWA Revenue	1,191,000	1,310,100	1,441,110	1,585,221	1,743,743
Other	734,816	771,557	810,135	850,641	893,173
Total Revenues	\$5,014,898	\$5,371,094	\$5,567,239	\$5,779,092	\$6,008,078
Expenses					
NHRWA	\$1,345,400	\$1,479,940	\$1,627,934	\$1,790,727	\$1,969,800
Other Expenses	2,104,900	2,210,145	2,320,652	2,436,685	2,558,519
Total Expenses	\$3,450,300	\$3,690,085	\$3,948,586	\$4,227,412	\$4,528,319
Net Surplus	\$1,564,598	\$1,681,009	\$1,618,653	\$1,551,680	\$1,479,759
Capital Outlay					
Capital Outlay	\$50,000	\$50,000	\$50,000	\$50,000	\$50,000
Capital Outlay - AJOB	250,000	250,000	250,000	250,000	250,000
WP 1 Electrical Improvements	250,000	0	0	0	0
WP 1 Booster Pump Replacement	0	0	136,000	136,000	0
WP 1 GST 1 Replacement	1,310,500	0	0	0	0
WP 1 Chloramine Conversion	0	0	0	299,000	0
WP 2 Well Rehab & Motor Replacement	0	327,000	0	0	0
WP 2 Chloramine Conversion	0	0	0	299,000	0
L/S Wet Well and Piping Rehabilitation	115,000	275,000	246,000	0	0
L/S Submersive Pump Replacement	0	115,000	49,000	49,000	0
Wastewater Collection System	0	0	0	236,000	0
Manhole Valve Rehab	250,000	0	0	0	0
HC46 Water Interconnect	50,000	0	0	0	0
Sewer System Cleaning and Televisin	0	0	0	118,000	0
Barents Dr. Lift Station	337,481	0	0	0	0
Developer Reimbursement	0	0	125,000	125,000	125,000
Total Capital Outlay	\$2,612,981	\$1,017,000	\$856,000	\$1,562,000	\$425,000
Construction Surplus	\$0	\$0	\$0	\$0	\$0
Ending Cash Balance	\$5,661,432	\$6,325,441	\$7,088,094	\$7,077,773	\$8,132,532
Operating Reserve % of Exp					
Percentage	164%	171%	180%	167%	180%
Number of Months	20	21	22	20	22
Bond Authority					
Remaining Bonding Capacity - \$12,950,000					
Maintenance Tax Rate Cap - \$1.00					

2025 AWBD Summer Conference

Harris County Municipal Utility District No. 109

Thursday, June 12 - Saturday, June 14, 2025

Henry B. Gonzalez Convention Center, San Antonio, TX

Director	Registration			Prior Conference Expenses
Name	Attending	Online	Paid	Paid
Cheryl Moore				N/A
Chris Green				N/A
Dennis Bone				N/A
Owen Parker				N/A
Robin Sulpizio				N/A

Note

Register on-line www.awbd-tx.org (For log in assistance, contact Taylor Cavnar: tcavnar@awbd-tx.org)

This page only confirms registration for the conference, not hotel registrations.

All hotel reservations are the sole responsibility of each attendee.

Your conference registration confirmation will contain a housing reservation request web link.

The link will require the registration number from your conference registration before you can reserve a room.

All requests for an advance of funds must be sent via email to the bookkeeper within 30 days of conference.

Registration Dates

Early Registration:	Begins	2/5/2025	\$465
Regular Registration:	Begins	2/27/2025	\$515
Late Registration	Begins	5/1/2025	\$615

Cancellation Policy

All cancellations must be made in writing.

A \$50.00 administrative fee is assessed for each conference registration cancelled on or before 04/30/25.

There will be no refunds after 04/30/25.

Housing Information

Hotel reservations are only available to attendees who are registered with AWBD-TX for the Conference.

If you have questions, please call Taylor Cavnar at (281) 350-7090.



ENGINEERING REPORT

March 18, 2025

To: Harris County MUD No. 109 Board of Directors

From: Christopher A. Meinhardt, P.E.

District Engineer

Review Engineer's Report, including approval of pay estimates, authorization of change orders to pending construction contracts, and authorization of capacity commitments:

a. Barents Drive Lift Station

Coordination for trunkline tie in ongoing.

b. Wastewater Treatment Plant

70% structural construction plans for the belt press replacement project have been reviewed and sent back to our structural team.

Sanitary Sewer Trunkline Leak:

-A final walk through was held on March 14, 2025.

-Currently working on a preliminary cost estimate/proposal to rehabilitate approximately 1,700 LF of the 60" sanitary sewer.

c. Capital Improvement Plan:

We are currently working on 2025 adopted budget CIP projects.

d. Lift Station No. 3 Rehabilitation/Fence Replacement (2025 CIP Project)

Anticipate design plans 70% complete by the end of March.

Exhibit F

Serving. Leading. Solving.™

BGE, Inc. • 1450 Lake Robbins Drive, Suite 310 • The Woodlands, Texas 77380 • 281-210-5570 • www.bgeinc.com

e. Interconnect With HCMUD 46 (2025 CIP Project)

No Update.

f. Water Plant No. 1 Ground Storage Tank Replacement

Notice to Proceed was issued for March 3, 2025.

g. Water Plant No. 1 Water Well Rehabilitation:

Contractor anticipates completion by the end of this week.

h. Woodland Hills Tract:

No Update this month.

i. Storm Water Quality (SWQ) Feature in Kings Lake Estates:

Contractor reports per Contech, SWQ feature parts to be fabricated this week.



February 25, 2025

Mr. Nick Figueroa
Schier Construction Company, Inc.
14250 Schroeder Rd.
Houston, Texas 77070

Via E-Mail: nick@schierconstruction.com

Re: **Notice to Proceed**
Water Plant No. 1 Ground Storage Tank Replacement
BGE Job No. 13006-00

Dear Mr. Figueroa:

You are authorized to proceed with the referenced project for Harris County Municipal Utility District No. 109. The first day of your contract shall begin **Monday, March 3, 2025**. Final completion of the work shall be achieved within **240 calendar days**.

Please call me at 281-558-8700, should you have any questions or need additional information.

Sincerely,

A handwritten signature in cursive script that reads "April Gray".

April Gray
Construction Technician

TBPE Registration No. F-1046

cc: Donnie Maas – Schier Construction Company, Inc.
Brenda Presser – Norton Rose Fulbright US LLP
Jonathan Howson – Ninyo & Moore
Paul Villarreal – WWWMS
Clint Gehrke – WWWMS
TCEQ - Houston
BGE, Inc.